



Electricals

801, Rustomjee Aspiree, Bhanu Shankar Yagnik Marg,
Off Eastern Express Highway, Sion (E),
Mumbai - 400 022 | Tel.: 022-2406 4400
E-mail: illumination@bajajelectricals.com | www.bajajelectricals.com

[f/BajajElecBiz](#) [X/BajajElecBiz](#) [@/bajajelecbiz](#) [in/BajajElectricals](#)

For complaints,
please call our new customer care number 022 - 4128 1111,
10 am - 7 pm (Mon - Sat)

Images of the products shown are for representation purpose only
and the actual colour/size may vary.



ILLUMINATION PRODUCT RECKONER



NOVEMBER 2023




“Enlightening lives through smart products and sustainable innovations.”

Bajaj Electricals Limited (BEL) is a globally renowned and trusted company from the house of Bajaj Group. The core principles of BEL have been manifested from the Gandhian values, set by our founding father, Jamnalal Bajaj. Our current leaders are following this legacy, for ‘Inspiring Trust’ in our everyday endeavours.

Our businesses consist of world-class lighting products for businesses under our sub-brand Bajaj Illumination, and a range of durable products for consumers (appliances, fans & lighting). In addition, we also have our presence in the premium home appliances and cookware segment, with brands like Morphy Richards and Nirlep.

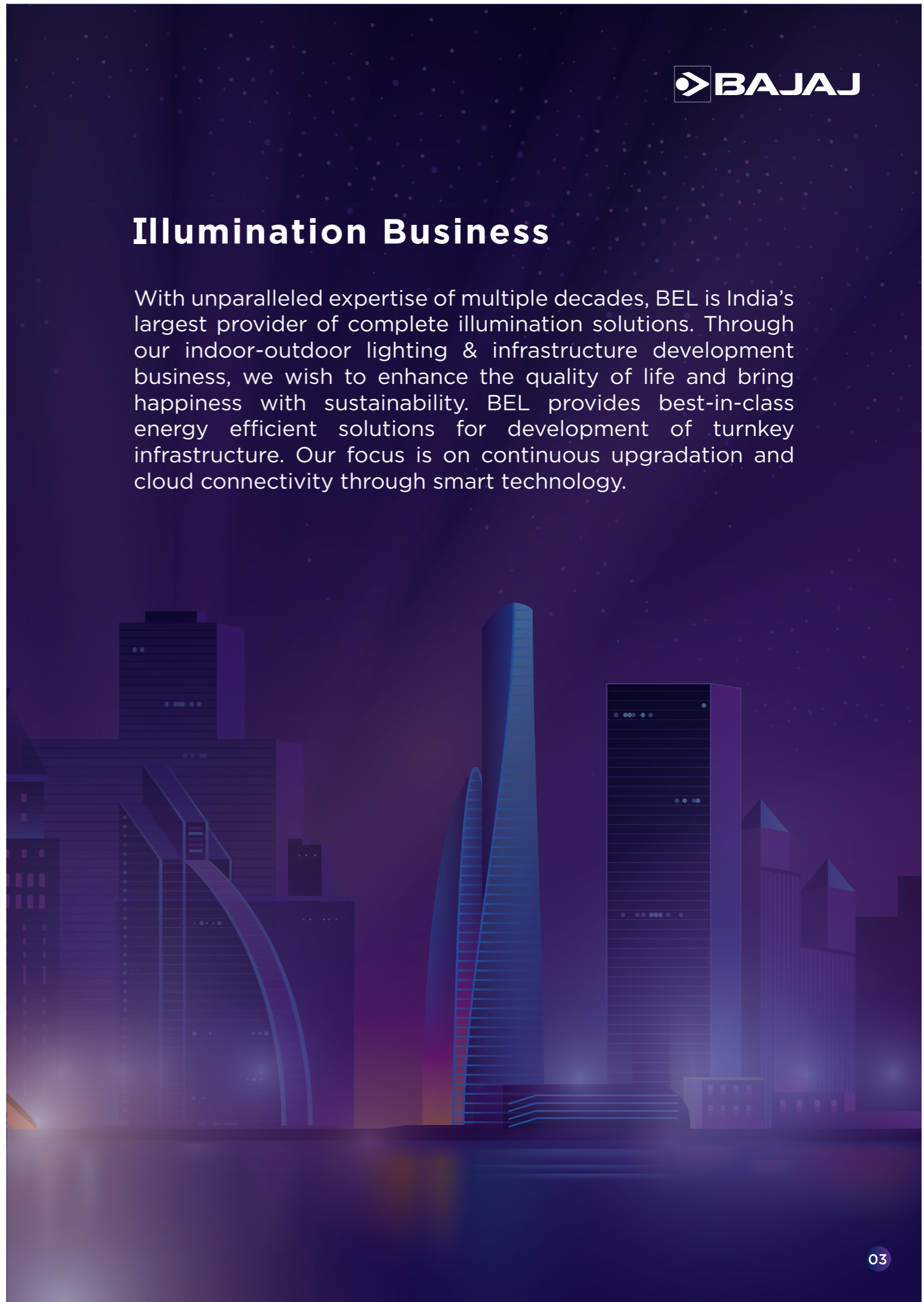
Apart from work, we also believe in bringing change in the society through philanthropic work. Our Corporate Social Responsibility (CSR) division works on sustainability, gender diversity, employee volunteering and community outreach programmes.





Illumination Business

With unparalleled expertise of multiple decades, BEL is India's largest provider of complete illumination solutions. Through our indoor-outdoor lighting & infrastructure development business, we wish to enhance the quality of life and bring happiness with sustainability. BEL provides best-in-class energy efficient solutions for development of turnkey infrastructure. Our focus is on continuous upgradation and cloud connectivity through smart technology.



Our strengths



Bajaj Illumination

Concept to Care

R&D
manufacturing
facilities



Complete
product
basket



Smart &
connected
solutions



Supply,
Installation,
Testing &
Commissioning
(SITC)



Lighting
design &
engineering
service



Complete life
cycle
management -
service &
maintenance



R&D centre AB square



With an objective of creating innovative products that offer best solutions to consumers, a modern R&D centre, AB SQUARE, was set up at Navi Mumbai. Our state-of-art laboratory is NABL accredited and have advanced equipment like Photo Goniometer.

AB SQUARE has been given a Platinum status for Leadership in Energy and Environmental Design (LEED) by the United States Green Building Council (USGBC). This certification is given for achieving the highest Green Building Standard for design, operations, and maintenance.





Smart & connected outdoor lighting



BEL CitiSol is a smart outdoor and connected solutions platform. Keeping the government's mission for creating more smart cities in sight, BEL has come up with an unique system that offers end-to-end smart solutions. The system also has the capability to integrate third-party legacy systems. With strong in-house SITC capabilities, BEL CitiSol will operate and maintain the deployed smart solutions with prompt and effective service, for best customer experience. BEL CitiSol leverages IoT technologies and brings on innovative solutions to the customer's problems. With implementation of this platform, BEL will become one-stop-shop for all smart solutions needs.

Our foot-prints in smart connected lighting



BEL Citisol lighting management solution

Solution offerings

- Communication protocol agnostic solution
- Efficient operation of street lighting installations
- Remote diagnostics and maintenance of street lighting installations
- Generation of useful metrics for analysis
- Asset mapping with geo-location

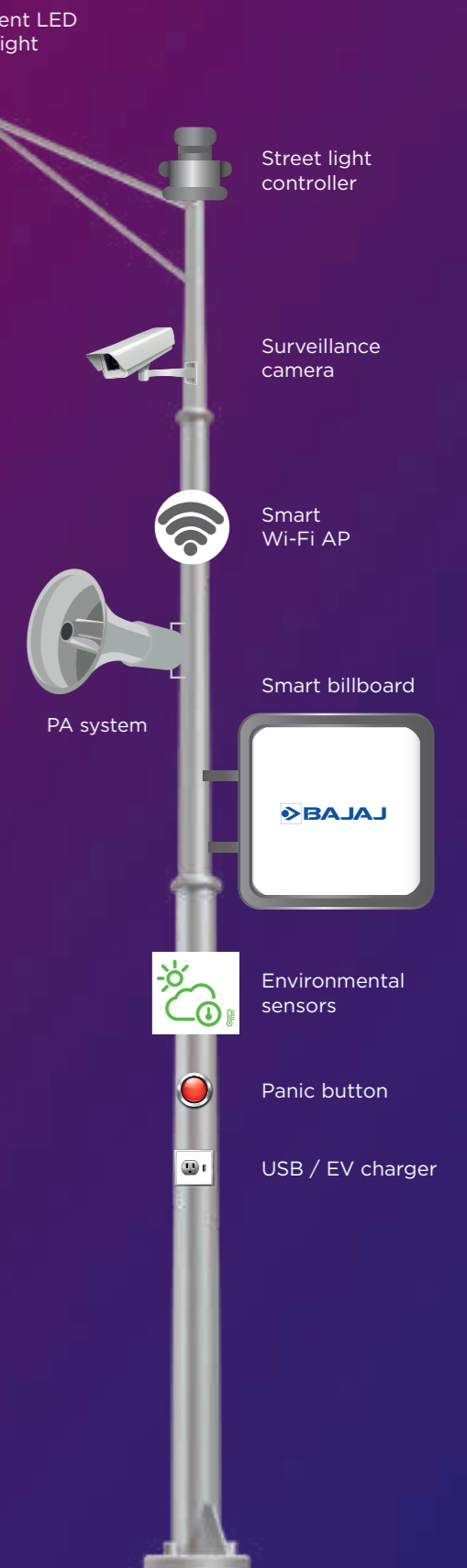


Smart utility pole solution

Smart utility pole solution comprises of multiple public usage utilities that are mounted on a single pole. All the utilities can be monitored, controlled, and configured from a central location.

This creates a unified approach of providing electrical and connectivity infrastructure to the public with a central utility management system.

Public places like parks, toll plazas, commercial premises, educational institute campuses, government offices have multiple utilities in the form of CCTV cameras, Wi-Fi AP, PA system, and Panic button installed at separate locations with multiple control points. With Smart utility pole solution they all can be unified and centralised for better control and functioning.



*Disclaimer - Above pole image is for representation purpose only.



Bogibeel Bridge, Assam

Index

	Commercial lighting	14-29
	Industrial lighting	30-39
	IBMS	40-45
	Street lighting	46-53
	Area lighting	54-59
	Sports lighting	60-63
	Landscape lighting	64-71
	Solar lighting	72-79
	Architectural outdoor lighting	80-85
	Highmast & poles	86-97

COMMERCIAL LIGHTING

Lighting for commercial spaces like office, hospitality, education, and retail, is not just about functionality but also for overall ambiance and user experience. Lighting is now designed to achieve a complete well-being by providing visual comfort and enhanced attentiveness, thereby improving user productivity. Lighting also aims to improve emotional health by keeping the mood of the user positive.



COMMERCIAL LIGHTING



LEVITAIRE-LINEAR CONNECTED LIGHTS



LAZER SUSPENDED

Aesthetically designed extrusion aluminium luminaire with specially designed lens to ensure low glare illumination. (UGR <10)

CATEGORY REFERENCE	WATTAGE	CCT	MRP (₹)
BPCS LZ 28W LED WH 4F	28 W	5700K	9,000

Note - 4F : 4 Feet



DEEP REGRESSED SUSPENDED

Aesthetically designed extrusion aluminium luminaire with deep regressed diffuser designed to ensure low glare lighting (UGR <19)

CATEGORY REFERENCE	WATTAGE	CCT	MRP (₹)
BPCS DR 40W LED WH 4F	40 W	5700K	8,000

Note - 4F : 4 Feet

LEVITAIRE-LINEAR CONNECTED LIGHTS



SUSPENDED

Suspended Linear Connected/Standalone luminaire. Extruded aluminium housing linear profile with flushed diffuser for perfect optic controls.

CATEGORY REFERENCE	WATTAGE	CCT	MRP (₹)
BPCS 20W LED WH 4F	20 W	5700K	7,300
BPCS 28W LED WH 4F	28 W	5700K	7,400
BPCS 40W LED WH 4F	40 W	5700K	7,600
BPCS 40W LED WH 8F	40 W	5700K	13,500
BPCS 56W LED WH 8F	56 W	5700K	13,500

*Also available in 4000K CCT.

*Options: Up-down lights, dimming available on request

*4F : 4 Feet / 8F: 8 Feet



RECESSED


Recess Linear Connected/Standalone luminaire. Well designed extruded aluminium housing linear profile with flushed diffuser for perfect optic controls.

CATEGORY REFERENCE	WATTAGE	CCT	MRP (₹)
BRCs 20W LED WH 4F	20 W	5700K	7,200
BRCs 28W LED WH 4F	28 W	5700K	7,300
BRCs 40W LED WH 4F	40 W	5700K	7,400
BRCs 40W LED WH 8F	40 W	5700K	12,500
BRCs 56W LED WH 8F	56 W	5700K	13,000

*Also available in 4000K CCT.

*Options: Up-down lights, dimming available on request

*4F : 4 Feet / 8F: 8 Feet



LEVITAIRE CONNECTORS

Connector for linear suspended profile.

CATEGORY REFERENCE	SHAPES	MRP (₹)
L Connector		9,000
Y Connector		12,000
+ Connector		16,000

VISUAL COMFORT RANGE



Flicker Free



CRI >90



Low Glare



High Efficacy

NEW



VISUAL COMFORT SUSPENDED LUMINAIRE

Suspended luminaires for modern workspace with efficacy 130 lm/W, low glare and CRI >90.

CATEGORY REFERENCE	WATTAGE	CCT	MRP (₹)
BPCS 32L LED 4F WH VC	24 W	5700K	On Request

*Also available in 4000K CCT.

*4F : 4 Feet

NEW



SKYLUX VISUAL COMFORT

Recess mounted 2x2 luminaire for modern workspaces with 150 lm/W, low glare & CRI >90

CATEGORY REFERENCE	WATTAGE	CCT	MRP (₹)
BZRSQL 36L LED NW VC	24 W	4000K	6,200

*Also available in 5700K CCT.

NEW



VISUAL COMFORT DOWNLIGHT

Recessed fixture for modern workspace with efficacy 130 lm/W, low glare and CRI 90

CATEGORY REFERENCE	WATTAGE	CCT	MRP (₹)
BZSLO 20L LED WH VC	15 W	5700K	On Request

TROFFERS

NEW



SKYLUX GLADDEN

Diffused Recess mounted 2ft x 2ft luminaire. Deep drawn CRCA housing with efficacy of 100 lm/W provides uniform illumination. Designed to create best in class illumination and suitable for office applications.

CATEGORY REFERENCE	WATTAGE	CCT	MRP (₹)
BZRSQL 30L LED GX WH	30 W	5700K	5,300
BZRSQL 36L LED GX WH	36 W	5700K	5,500
BZRSQL 36L LED GX NW	36 W	4000K	5,500
BZRSQL 36L LED GX CW	36 W	6500K	5,500
BZRSQL 42L LED GX WH	40 W	5700K	5,800
BZRSQL 48L LED GX WH	48 W	5700K	6,500

Note: For POP/Gypsum ceiling frame to be ordered separately.

NEW



SKYLUX GLADDEN PRO

Recessed mounted 2ft x 2ft luminaire with deep drawn CRCA housing. Efficacy of 120 lm/W. Designed for optimal lighting with comfortable experience through its classic design & glare free soft illumination.

CATEGORY REFERENCE	WATTAGE	CCT	MRP (₹)
BZRSQL 30L LED GX PRO WH	24 W	5700K	5,800
BZRSQL 36L LED GX PRO WH	30 W	5700K	6,000
BZRSQL 43L LED GX PRO WH	36 W	5700K	6,200

Note: For POP/Gypsum ceiling frame to be ordered separately.



SKYLUX XE

Recessed mounting 2ft x 2ft luminaire. Efficacy 120 lm/W. White powder coated CRCA housing. Seamless front frame with flat white high transmission acrylic cover suitable for all kind of office applications.

CATEGORY REFERENCE	WATTAGE	CCT	MRP (₹)
BZRSQL 24L XE WH OD SD	20 W	5700K	6,500
BZRSQL 30L XE WH OD SD	24 W	5700K	6,600
BZRSQL 36L XE WH OD SD	30 W	5700K	6,800
BZRSQL 43L XE WH OD SD	36 W	5700K	7,000



SKYLUX G54

IP 54, white powder coated CRCA housing 2ft x 2ft luminaire with high power LEDs specially designed for sensitive areas / labs / food industries / semi clean room where any object / partical entry in luminaire is not permissible.

CATEGORY REFERENCE	WATTAGE	CCT	MRP (₹)
BZRSQL 36W LED G54 WH	36 W	5700K	7,000



SKYLUX G1 PIR

Well designed 2ft x 2ft white powder coated CRCA housing with in-built PIR sensor. Can detect motion from 5 mtr height, coverage 7 mtr, efficient and aesthetically well designed for all office applications.

CATEGORY REFERENCE	WATTAGE	CCT	MRP (₹)
BZRSQL 36W GZ1 WH PIR	36 W	5700K	7,500



SKYLUX HCL WITH PHOTOVITA APP

Recessed mounted 2ft x 2ft Intelligent auto tunable luminaire adapts the light intensity & colour to the individual needs of the user hence improves personal work condition and performance. With the entire HCL System, the luminaire can be operated and controlled by Photovita mobile application.

CATEGORY REFERENCE	WATTAGE	CCT	MRP (₹)
BZRSQL R 36W LED HCL OD SD	36 W	Auto tunable	On Request
BZRSQL R 36W LED HCL VS SD	36 W		On Request
BGW 16N HCL O Wi-Fi	Wi-Fi Router + Gateway		On Request



SKYLUX SURFACE

Surface mounted powder coated CRCA housing 2ft x 2ft luminaire providing uniform illumination. Suitable for all kind of open office applications.

CATEGORY REFERENCE	WATTAGE	CCT	MRP (₹)
BZSSQL 36L LED WH GX MT	36 W	5700K	7,000
BZSSQL 45L LED WH GX MT	45 W	5700K	7200



SKYLUX MINI

Recessed mounted 1ft x 1ft commercial luminaire with powder coated CRCA housing. Suitable for all office applications.

CATEGORY REFERENCE	WATTAGE	CCT	MRP (₹)
BZRSQL 18L WH OD SD	18 W	5700K	2,800
BZRSQL 24L WH OD SD	24 W	5700K	3,500



SKYLUX MINI SURFACE

Surface mounted 1ft x 1ft commercial luminaire with powder coated CRCA housing suitable for all office applications.

CATEGORY REFERENCE	WATTAGE	CCT	MRP (₹)
BZSSQL 18L WH LED	18 W	5700K	3,200
BZSSQL 24W WH LED	24 W	5700K	4,000



SKYLUX

Surface mounted 1ft x 4ft commercial luminaire with CRCA housing suitable for open offices, hospitals and educational institutions.

CATEGORY REFERENCE	WATTAGE	CCT	MRP (₹)
BZSSLL 36L LED WH I	36 W	5700K	6,800
BZSSLL 43L LED WH I	43 W	5700K	7,200

DOWNLIGHT

NEW



GLINT RECESSED ROUND

Edge lit sleek round recessed mounted LED downlight with white powder coated die cast housing and diffuser for low glare illumination.

CATEGORY REFERENCE	WATTAGE	CCT	MRP (₹)
BGSLO Sleek Recess RD 9W WH LED	9 W	6500K	800
BGSLO Sleek Recess RD 12W WH LED	12 W	6500K	1,200
BGSLO Sleek Recess RD 15W WH LED	15 W	6500K	1,500
BGSLO Sleek Recess RD 18W WH LED	18 W	6500K	1,650

NEW



GLINT RECESSED SQUARE

Edge lit sleek square recessed mounted LED downlight with white powder coated die cast housing and diffuser for low glare illumination.

CATEGORY REFERENCE	WATTAGE	CCT	MRP (₹)
BGSLO Sleek Recess SQ 9W WH LED	9 W	6500K	850
BGSLO Sleek Recess SQ 12W WH LED	12 W	6500K	1,250
BGSLO Sleek Recess SQ 15W WH LED	15 W	6500K	1,550
BGSLO Sleek Recess SQ 18W WH LED	18 W	6500K	1,700
BGSLO Sleek Recess SQ 24W WH LED	24 W	6500K	2,000

*Also available in 4000K. BGSLO Sleek Recess SQ 24W WH LED (1x1 Ft)

NEW



GLINT - SLEEK SURFACE ROUND

Edge lit sleek round surface mounted LED downlight with white powder coated die cast housing and diffuser for low glare illumination.

CATEGORY REFERENCE	WATTAGE	CCT	MRP (₹)
BGSLO Sleek Surface 6W WH RD LED	6 W	6500K	700
BGSLO Sleek Surface 12W WH RD LED	12 W	6500K	1,350
BGSLO Sleek Surface 15W WH RD LED	15 W	6500K	1,450
BGSLO Sleek Surface 18W WH RD LED	18 W	6500K	1,600

NEW



GLINT - SLEEK SURFACE SQUARE

Edge lit sleek square surface mounted LED downlight with white powder coated die cast housing and diffuser for low glare illumination.

CATEGORY REFERENCE	WATTAGE	CCT	MRP (₹)
BGSLO Sleek Surface 6W WH SQ LED	6 W	6500K	750
BGSLO Sleek Surface 12W WH SQ LED	12 W	6500K	1,400
BGSLO Sleek Surface 15W WH SQ LED	15 W	6500K	1,500
BGSLO Sleek Surface 18W WH SQ LED	18 W	6500K	1,650

NEW



DOVEE NXT DEEP REGRESS ROUND

Deep Regress recess mounted downlight round with high efficiency of >100 lm/W, Die cast aluminum housing and highly efficient acrylic diffuser

CATEGORY REFERENCE	WATTAGE	CCT	MRP (₹)
BZSLO .nxt 12L LED WH RD TY	12 W	5700K	1,650
BZSLO .nxt 15L LED WH RD TY	15 W	5700K	1,850
BZSLO .nxt 18L LED WH RD TY	18 W	5700K	2,500
BZSLO .nxt 24L LED WH RD TY	24 W	5700K	2,800

NEW



DOVEE NXT DEEP REGRESS SQUARE

Deep Regress recess mounted downlight square with high efficiency of >100 lm/W, Die cast aluminum housing and highly efficient acrylic diffuser

CATEGORY REFERENCE	WATTAGE	CCT	MRP (₹)
BZSLO .nxt 12L LED WH SQ TY	12 W	5700K	1,700
BZSLO .nxt 15L LED WH SQ TY	15 W	5700K	1,900
BZSLO .nxt 18L LED WH SQ TY	18 W	5700K	2,550
BZSLO .nxt 24L LED WH SQ TY	24 W	5700K	2,850



RADIANCE ROUND

Recessed mounted round downlight made with engineered plastic housing and white powder coated finish. Suitable for all office lighting applications.

CATEGORY REFERENCE	WATTAGE	CCT	MRP (₹)
BPSLR 9W LED WH RD SD	9 W	5700K	600
BPSLR 12W LED WH RD SD	12 W	5700K	900
BPSLR 15W LED WH RD SD	15 W	5700K	950
BPSLR 18W LED WH RD SD	18 W	5700K	1,350

*Also available in 4000K.



RADIANCE SQUARE

Recessed mounted square downlight made with engineered plastic housing and white powder coated finish. Suitable for all office lighting applications.

CATEGORY REFERENCE	WATTAGE	CCT	MRP (₹)
BPSLR 9W LED WH SQ SD	9 W	5700K	650
BPSLR 12W LED WH SQ SD	12 W	5700K	950
BPSLR 15W LED WH SQ SD	15 W	5700K	1,000
BPSLR 18W LED WH SQ SD	18 W	5700K	1,400

*Also available in 4000K.

NEW



RADIANCE RIMLESS ROUND

Surface mounted rimless round downlight. Moulded in engineering plastic, it offers best in class high lumen output & wider distribution.

CATEGORY REFERENCE	WATTAGE	CCT	MRP (₹)
BPSLR Surface 6W LED WH RD SD	6 W	6500K	700
BPSLR Surface 12W LED WH RD SD	12 W	6500K	950
BPSLR Surface 15W LED WH RD SD	15 W	6500K	1,100
BPSLR Surface 18W LED WH RD SD	18 W	6500K	1,250
BPSLR Surface 24W LED WH RD SD	24 W	6500K	1,600

*Also available in 4000K.

NEW



RADIANCE RIMLESS SQ

Surface mounted rimless square downlight. Moulded in engineering plastic, it offers best in class high lumen output & wider distribution.

CATEGORY REFERENCE	WATTAGE	CCT	MRP (₹)
BPSLR Surface 6W LED WH SQ SD	6 W	6500K	750
BPSLR Surface 12W LED WH SQ SD	12 W	6500K	1,000
BPSLR Surface 15W LED WH SQ SD	15 W	6500K	1,150
BPSLR Surface 18W LED WH SQ SD	18 W	6500K	1,300
BPSLR Surface 24W LED WH SQ SD	24 W	6500K	1,700

*Also available in 4000K.

NEW



GLINT COB

Recessed mounted deep recessed adjustable/fix downlight for good-quality illumination to enhance the display of retail showroom, passage, corridors, accent lighting,

CATEGORY REFERENCE	WATTAGE	CCT	MRP (₹)
BRDCSL 7W LED WH	7 W	6500K	1,350
BRDCSL 9W LED WH	9 W	6500K	1,600
BRDCSL 12W LED WH	12 W	6500K	1,800
BRDCSL 15W LED WH	15 W	6500K	2,100
BRDCSL 18W LED WH	18 W	6500K	2,700
BRDCSL 24W LED WH	24 W	6500K	3,200

*Also available in 3000K and 4000K.

NEW



CONSCIO - COB SUSPENDED/ PENDANT LUMINAIRE

A beautiful design with simplicity and creates luxurious atmosphere provides cheerful enriched effect to modern workspaces. High transmittance which makes the light uniform soft comfortable without losing brightness.

CATEGORY REFERENCE	WATTAGE	CCT	MRP (₹)
BSDCSLB 10W	10 W	3000K	4,400
BSDCSLB 20W	20 W	3000K	4,600
BSDCSLB 30W	30 W	3000K	7,000

Available in both Black and White housing with 4000K / 6500k CCT.

BATTENS & TUBE LIGHTS

DAWN

Extruded Aluminium LED batten (4ft) for surface and pendant applications.

CATEGORY REFERENCE	WATTAGE	CCT	MRP (₹)
BCLAB 20W LED P	20 W	6500K	950
BCLAB 40W LED P	40 W	6500K	1,250



DAWN SMART

SMART Extruded Aluminium LED batten (4ft) with higher efficacy. Microwave sensor to save more energy. Reduces the light intensity by 70% during non-occupancy.

CATEGORY REFERENCE	WATTAGE	CCT	MRP (₹)
BCLAB 20W LED P S	20 W	6500K	1,500



LED BATTEN

Engineering plastic batten with white acrylic cover sleek design & high efficiency for wall & surface mounted applications.

CATEGORY REFERENCE	WATTAGE	CCT	MRP (₹)
BCLSB 05 W WH	5 W	6500K	500
BCLSB 10 W WH	10 W	6500K	600
BCLSB 18 W WH	18 W	6500K	850
BCLSB 20 W WH	20 W	6500K	900



LED TUBE LIGHT


LED tube with polycarbonate housing designed for high performance.

CATEGORY REFERENCE	WATTAGE	CCT	MRP (₹)
BLRB 18W CW LED	18 W	6500K	750
BLRB 20W CW LED	20 W	6500K	850
BLRB 20W CW LED S (<10% THD)	20 W	6500K	1,000



CRCA housing box type luminaire suitable for T8 LED tube

CATEGORY REFERENCE	WATTAGE	CCT	MRP (₹)
BLRB-DB 118 I	1x18/20 W	-	300
BLRB-DB 118	1x18/20 W	-	450
BLRB-DB 218	2x18/20 W	-	550




LED STRIP

75W Non-integral flexible LED strip light with high brightness for indoor and outdoor applications. Strip can be cut at marked intervals to suit desired length.

CATEGORY REFERENCE	WATTAGE	CCT	MRP (₹)
BPLS 75W LED STRIP IP65 AM	75 W	2000K	1,500
BPLS 75W LED STRIP IP65 WW	75 W	3000K	1,500
BPLS 75W LED STRIP IP65 NW	75 W	4000K	1,500
BPLS 75W LED STRIP IP20 AM	75 W	2000K	1,250
BPLS 75W LED STRIP IP20 WW	75 W	3000K	1,250
BPLS 75W LED STRIP IP20 NW	75 W	4000K	1,250

Note: Driver to be ordered separately.



LED STRIP

25W Non-integral flexible LED strip light with high brightness for indoor applications. Strip can be cut at marked interval to suit desired length.

CATEGORY REFERENCE	WATTAGE	CCT	MRP (₹)
BPLS 25W LED STRIP IP65 AM	25 W	2200K	1,225
BPLS 25W LED STRIP IP65 WW	25 W	3000K	1,225
BPLS 25W LED STRIP IP65 NW	25 W	4000K	1,225
BPLS 25W LED STRIP IP20 AM	25 W	2200K	975
BPLS 25W LED STRIP IP20 WW	25 W	3000K	975
BPLS 25W LED STRIP IP20 NW	25 W	4000K	975

Note: Driver to be ordered separately.



LED DRIVER

For above LED Strip

CATEGORY REFERENCE	WATTAGE	CCT	MRP (₹)
25W LED STRIP DRIVER IP65	25 W	-	2,600
25W LED STRIP DRIVER IP20	25 W	-	1,500
75W LED STRIP DRIVER IP65	75 W	-	3,000
75W LED STRIP DRIVER IP20	75 W	-	2,200



COMMERCIAL LIGHTING INSTALLATIONS

Railway Station,
Pune



Commercial
Office,
Ahmedabad



Max Hospital,
All India



Nagpur Metro,
Rahate Colony
Station





INDUSTRIAL LIGHTING

With the advent of Industry 4.0, industrial areas are being recreated to provide smart solutions to the users. Lighting is a very significant part of it and therefore, we have designed industrial solutions for connecting beyond lux levels. We provide efficient lighting solutions in manufacturing factories, warehouses, F&B, logistics and heavy industries.

INDUSTRIAL LIGHTING



HIGHBAY

NEW



NUKE

Highbay luminaire with PDC housing, integrated PC optics and 150 lm/W efficacy. 4 kV in-built and 10 kV external surge protection. IP66 ingress protection with additional safety chain.

CATEGORY REFERENCE	WATTAGE	CCT	MRP (₹)
BIHNC 100W WH NB PC SD	100 W	5700K	22,000
BIHNC 120W WH NB PC SD	120 W	5700K	25,000
BIHNC 150W WH NB PC SD	150 W	5700K	28,000
BIHNC 200W WH NB PC SD	200 W	5700K	32,000

*Available in WB Optics on request. NB-60° and WB-90°.

NEW



NUKE

Highbay luminaire with PDC housing, toughened glass and 130 lm/W efficacy. 4 kV in-built and 10 kV external surge protection. IP66 ingress protection with additional safety chain.

CATEGORY REFERENCE	WATTAGE	CCT	MRP (₹)
BIHNC 100W WH NB TG SD	100 W	5700K	20,000
BIHNC 120W WH NB TG SD	120 W	5700K	22,000
BIHNC 150W WH NB TG SD	150 W	5700K	25,000
BIHNC 200W WH NB TG SD	200 W	5700K	28,000
BIHNC 240W WH NB TG SD	240 W	5700K	33,000

*Available in WB Optics on request. NB-60° and WB-90°.



BLAZE PRO

Highbay luminaire with PDC Housing, elliptical shaped LED highbay luminaire with PC Diffuser & 150 lm/W efficacy. Equipped with 4 kV in-built surge protection, IP65 Protection rating.

CATEGORY REFERENCE	WATTAGE	CCT	MRP (₹)
BGIBM PRO B 120L WH NB SD	80 W	5700K	20,000
BGIBM PRO B 150L WH NB SD	100 W	5700K	22,000
BGIBM PRO B 180L WH NB SD	120 W	5700K	24,000
BGIBM PRO B 225L WH NB SD	150 W	5700K	27,000
BGIBM PRO B 300L WH NB SD	200 W	5700K	30,000

NEW



OPTIBAY

Highbay luminaire with PDC Housing, round shaped LED highbay luminaire with PC Diffuser & 120 lm/W efficacy. Equipped with 4 kV in-built and 10 kV external surge protection, IP66 Protection rating.

CATEGORY REFERENCE	WATTAGE	CCT	MRP (₹)
OPTIBAY 80W WH NB PC SD	80 W	5700K	16,000
OPTIBAY 100W WH NB PC SD	100 W	5700K	18,500
OPTIBAY 120W WH NB PC SD	120 W	5700K	20,000
OPTIBAY 150W WH NB PC SD	150 W	5700K	22,500

*Available in WB Optics on request. NB-60° and WB-90°.



RAYS

Highbay luminaire with PDC Housing, square shaped LED highbay luminaire with toughened glass & 125 lm/W efficacy. Equipped with 4 kV in-built and 10 kV external surge protection for additional safety, IP66 Protection rating. Provided with Cradle and eye bolt for ease of mounting.

CATEGORY REFERENCE	WATTAGE	CCT	MRP (₹)
BGPPH 240W LED WH	240 W	5700K	32,000
BGPPH 300W LED WH	300 W	5700K	35,000



BLAZE LINEAR

Extruded aluminium housing, Linear shaped LED highbay luminaire with PC lense cover with 130 lm/W efficacy. Equipped with 4 kV in-built surge protection, IP66 Protection rating. Provided with Cradle for mounting.

CATEGORY REFERENCE	WATTAGE	CCT	MRP (₹)
BGHBM .nxt BL 78L WH SY SD	60 W	5700K	15,000
BGHBM .nxt BL 104L WH SY SD	80 W	5700K	18,000
BGHBM .nxt BL 130L WH SY SD	100 W	5700K	21,000
BGHBM .nxt BL 156L WH SY SD	120 W	5700K	24,000
BGHBM .nxt BL 195L WH SY SD	150 W	5700K	27,000

CANOPY LIGHTING

NEW



LUCID

PDC aluminium housing LED Canopy Luminaire with toughened glass. 120 lm/W efficacy. Equipped with only 4 screws for ease of maintenance, 4 kV in-built and 10 kV external Surge protection provided for additional safety, IP66 Protection rating & eye bolt.

CATEGORY REFERENCE	WATTAGE	CCT	MRP (₹)
BICLD 80W WH TG SD	80 W	5700K	10,000
BICLD 100W WH TG SD	100 W	5700K	12,000

WELL GLASS LIGHTING

NEW



VERDANT PRO

PDC aluminium Housing LED wellglass luminaires with PC Clear diffuser. Equipped with 4 kV in-built surge protection, IP66 Protection rating. Eye bolt and cradle is provided for mounting.

CATEGORY REFERENCE	WATTAGE	CCT	MRP (₹)
BIWDN 30W LED WH EC CD P	30 W	5700K	3,900
BIWDN 35W LED WH EC CD P	35 W	5700K	4,100
BIWDN 40W LED WH EC CD P	40 W	5700K	4,300
BIWDN 45L LED WH EC CD P	45W	5700K	4,400



VERDANT PRO

PDC aluminium Housing LED Wellglass Luminaires with OPAL diffuser, equipped with 4kV in-built surge protection, IP66 Protection rating. Eye bolt & Cradle (Optional) is provided for mounting.

CATEGORY REFERENCE	WATTAGE	CCT	MRP (₹)
BIWDN 30W LED WH EC OD P	30 W	5700K	3,800
BIWDN 35 W LED WH EC OD P	35 W	5700K	4,000
BIWDN 40W LED WH EC OD P	40 W	5700K	4,200
BIWDN 70W LED WH EC OD P	70 W	5700K	8,000

INDUSTRIAL BATTEN



LINEA

PC Housing - PC Diffuser weatherproof LED batten luminaire with 120 lm/W efficacy, equipped with 4 kV in-built surge protection, IP65 Protection rating, Durable industrial lighting solution luminaire with integrated LED channel suitable for surface and suspended mounting.

CATEGORY REFERENCE	WATTAGE	CCT	MRP (₹)
BIPC 20W LED (2ft. WH)	20 W	5700K	3,500
BIPC 40W LED XE (4ft. WH)	40 W	5700K	5,000



NEW

LINEA WITH EMERGENCY BATTERY BACKUP

PC Housing - PC Diffuser weatherproof LED batten luminaire with 120 lm/W efficacy, equipped with 4 kV in-built surge protection, IP65 Protection rating, Durable industrial lighting solution luminaire with integrated LED channel suitable for surface and suspended mounting, Built-in Emergency battery backup is provided for 2 Hrs. operation.

CATEGORY REFERENCE	WATTAGE	CCT	MRP (₹)
BIPC 40L LED XE WH WBB (4ft. WH)	36 W	5700K	15,000



NEW

LUXBLADE

PC Housing - PC Diffuser weatherproof LED batten luminaire with 110 lm/W efficacy, equipped with 4 kV in-built surge protection, IP66 Protection rating, Durable industrial lighting solution luminaire with integrated LED channel suitable for surface and suspended mounting.

CATEGORY REFERENCE	WATTAGE	CCT	MRP (₹)
BIBLB 40L WH PC SD	40 W	5700K	4,000



LINEA

AL extrusion Housing LED batten luminaire with 120 lm/W efficacy, equipped with 4 kV in-built surge protection, IP20 Protection rating. Suitable for surface/suspended mounting applications.

CATEGORY REFERENCE	WATTAGE	CCT	MRP (₹)
BLTRU .nxt SP 24L WH PC SD	20 W	5700K	2,000
BLTRU .nxt SP 48L WH PC SD	40 W	5700K	3,000



NEW

LINEA LED PLUS

PC Housing & Diffuser, industrial fixture with IP65 Protection - suitable for single LED tube and twin LED tube (4ft T8) option as per site lighting level requirements.

CATEGORY REFERENCE	WATTAGE	CCT	MRP (₹)
BJI 118 LED PC	1X18W/20W	NA	2,000
BJI 218 LED PC	2X18W/20W	NA	2,300

*LED tubes to be ordered separately.

BULKHEAD



WEE PLUS

PDC Housing LED Bulkhead Luminaire with Opal diffuser, equipped with 2 kV in-built surge protection with IP65 protection rating.

CATEGORY REFERENCE	WATTAGE	CCT	MRP (₹)
BIBWP 10W LED	10 W	5700	1,300

FLAMEPROOF



NEW

WELLGLASS & HIGHBAY

AL PDC Housing integrated LED Flameproof Wellglass & Highbay Luminaire with heat resistant toughened glass. IP66 Protection rating & suitable for Zone 1 & 2 and Gas / Vapour group IIA, IIB & IIC. T6 Temperature class compatible.

CATEGORY REFERENCE	WATTAGE	CCT	MRP (₹)
BIFPWG 30W CLED SD	30 W	5700K	10,000
BIFPWG 45W CLED SD	45 W	5700K	12,000
BIFPWG 70W CLED SD	70 W	5700K	15,000
BIFPWG 100W CLED SD	100 W	5700K	18,000
BIFPWG 120W CLED SD	120 W	5700K	20,000



BATTEN

AL housing fixture suitable for single and twin, T8 tube of 18W / 20W. IP66 Protection rating & recommended for Zone 1 & 2 & Gas / Vapour group of IIA & IIB.

CATEGORY REFERENCE	WATTAGE	CCT	MRP (₹)
BJEXFTL 118 LED	1X18 W	NA	10,750
BJEXFTL 218 LED	2X18 W	NA	21,800

*LED tubes to be ordered separately.

CLEANROOM



PRISTINE GEN 2

Pristine Gen 2- CRCA Housing and screw less frame structure with PMMA diffuser LED cleanroom luminaire (2x2), recessed mounted bottom opening variant with IP54 protection.

CATEGORY REFERENCE	WATTAGE	CCT	MRP (₹)
BPRF 36W WH SL LED	36 W	5700K	8,000
BPRF 45W WH SL LED	45 W	5700K	10,000
BPRF 60W WH SL LED	60 W	5700K	12,000
BPRF 80W WH SL LED	80 W	5700K	14,000

Also available in IP65 version



PRISTINE GEN 2

CRCA Housing with PMMA diffuser LED cleanroom luminaire (2x2), recessed mounted top opening variant with IP65 protection.

CATEGORY REFERENCE	WATTAGE	CCT	MRP (₹)
BPRR 20W WH LED XE	20 W	5700K	6,000
BPRR 30W WH LED	30 W	5700K	8,700
BPRR 45W WH LED	45 W	5700K	9,000
BPRR 60W WH LED	60 W	5700K	10,000
BPRR 80W WH LED	80 W	5700K	11,500

**Walkable ceiling cover can be provided extra as accessory



INDUSTRIAL LIGHTING INSTALLATIONS

Pune Metro



Petrol station lighting, Erode, TN



Kanpur Metro



Industrial Shade, Gujarat




Warehouse at Lucknow



INTEGRATED BUILDING MANAGEMENT SYSTEM (IBMS)

IBMS is built to integrate smart building platforms like smart lighting, HVAC solutions, fire security & surveillance platforms. It gives access to all these platforms in a single window. Nowadays, manually adhering to multiple protocols is practically impossible for facility managers. Hence, we provide integrated smart solutions to automate these processes. With this system, the users of IBMS portfolio can get more value for their business and for the people that work or live within these buildings.

FIRE DETECTION SYSTEM



ASD - HIGH-PRECISION ASPIRATING SMOKE DETECTORS

ASD - Aspirating smoke detectors from Securiton are among the most precise and most reliable early warning systems against fires. The SecuriRAS ASD detector series impresses by virtue of its unrivalled capabilities. Developed in Switzerland and manufactured in Germany, the detectors are particularly reliable and robust. Thanks to their sophisticated detection technology, they can detect incipient fires immediately.

Applications: High-bay and deepfreeze warehouses, large data centres, historic buildings, large/high halls, Elevator shafts, museums, collections of cultural artefacts, halls, data centres, cinemas, elevator shafts, prison cells, clean rooms, laboratories, IT racks, telecommunications facilities, etc.

MODEL	CHANNELS	SMOKE LEVEL INDICATOR	MONITORING AREA	MRP (₹)
ASD 535-1 / ASD 535-3	1	Optional (Version-3)	2835 m ²	1,67,940
ASD 535-2 / ASD 535-4	2	Optional (Version-4)	5670 m ²	2,67,300
ASD 533	1	No	1920 m ²	1,47,240
ASD 532	1	Series	1280 m ²	1,28,420
ASD 531	1	No	720 m ²	89,650



ADW - SECURISENS ADW 535 LINE-TYPE HEAT DETECTOR

ADW - The SecuriSens ADW 535 comes into its own where conventional fire detectors reach their physical limits. It copes well with both extreme temperatures and constantly high atmospheric humidity, whilst precise measurements are also possible when corrosive gases and contaminated air are present. The line-type heat detector comes with an intelligent signal evaluation, which offers a perfect combination state-of-the-art sensors, processors and programming expertise. The result is effective fire protection with effort.

Applications: tunnels, underground garages, industrial kitchens, large commercial bakeries, alcohol processing, refineries, oil tanks, waste incineration plants, loading platforms (flying roofs), historical bridges, fuel warehouses, paint shops, steel plants, gas turbines, engine test benches and many other applications, e. g. under-floor monitoring in rolling stock, marine applications, etc.

MODEL	CHANNELS	SMOKE LEVEL INDICATOR	MONITORING AREA	MRP (₹)
ADW 535-1	1	1 (green) operation, 1 (red) alarm, 1 (yellow) fault	115 m	1,48,900
ADW 535-2	2		2 x 115 m	2,24,900

BUILDING MANAGEMENT SYSTEM



ENTELE TOUCH (TOUCH SCREEN INTERFACE)

eTCH-7E-The enteli TOUCH (eTCH-7E) is a 7-inch diagonal, high-resolution widescreen format, colour LCD, used for interfacing with the Delta Control Building Automation System. It uses BACnet to communicate with controllers on a local area network, and across the internet. It is used for monitoring and setting schedules for air handlers, boilers, chillers and other mechanical equipment.

MODEL	APPROVALS	MRP (₹)
eTHC-7ET	UL 916, BACnet Building Controller (B-BC), BACnet Operator Display (B-OD)	1,25,590
eTHC-7ETO		1,55,280



03-DIN ROOM CONTROL (INTEGRATED ROOM CONTROL)

The port is the primary integration engine, containing memory, storage, and external communication sports. The 03-DIN-CPU controller has 3 NET ports and 3 power outputs and excels at control of multiple rooms. The 03-DIN-SRC controller has 2 NET ports and 1 power outputs and excels at single room control.

MODEL	APPROVALS	MRP (₹)
03-DIN-CPU	C-UL Listed, UL 916 Listed and BACnet Building Controller (B-BC)	42,180
03-DIN-SRC		35,280



ACCESS MODULE

The 03-DIN-ACCESS module provides fully programmable door access control and a combination of universal and door-specific I/O points.

The 03-DIN controller holds the access user database (up to 100,000 records) and provides access granted/denied decision-making intelligence, it also provides the communications network interface to the facility BACnet network and the front-end computer.

MODEL	APPROVALS	MRP (₹)
03-DIN-ACCESS	C-UL Listed, UL 916 Listed, UL 294 Listed	23,450



DALI MODULE

The 03-DIN-DALI gateway module allows the 03 to communicate with DALI* (Digital Addressable Lighting Interface) lighting groups and can control up to 64 dimmable ballasts or LED drivers. Designed for in-ceiling mounting, control is situated close to devices and results in more efficient wire runs.

MODEL	APPROVALS	MRP (₹)
03-DIN-DALI	C-UL Listed, UL 916 Listed	21,950



STANDARD MOTOR INTERFACE MODULE

The 03-DIN-SMI gateway module allows the controller to communicate with SMI (Standard Motor Interface) motors controlling motorized blinds and shades.

A single 03-DIN-SMI can manage up to 16 SMI drives and integrate up to 16 groups.

MODEL	APPROVALS	MRP (₹)
03-DIN-SMI	-	21,950



I/O MODULES

The 03-DIN-8xP universal I/O module comes with 8 universal points that can be configured as inputs or outputs to control or read from field equipment.

The 03-DIN-4F4xP comes with 4 universal points as well as 4 binary FET outputs for driving high-current relay coils and switching AC or DC power. In a lighting controller application, a single 03-DIN-4F4xP module can drive 2 bi-stable relays, power 0-10 V Dimming ballasts, and provide input points for sensors or switches.

MODEL	APPROVALS	MRP (₹)
03-DIN-8xP	C-UL Listed, UL 916 Listed, UL 294 Listed	23,550
3-DIN-4F4xP	C-UL Listed, UL 916 Listed	19,990



POE MODULE

The 03-DIN-PoE module adds Power over Ethernet (PoE) capabilities, providing not only lighting control over PoE but also HVAC and integration.

MODEL	APPROVALS	MRP (₹)
03-DIN-PoE	C-UL Listed, UL 916 Listed	16,750



POWER INJECTOR MODULE

The 03-DIN-PWRINJ power injector expands the number of 03-DIN modules that can be controlled by a single 03-DIN-CPU and distributes I/O closer to where it is needed. Up to 8 power injectors can be connected to an 03-DIN-CPU controller's 03BUS network with each power injector supporting up to 4 I/O or gateway modules. The additional modules can be located up to 70 m (230 ft) away from the controller.

MODEL	APPROVALS	MRP (₹)
03-DIN-PWRINJ	C-UL Listed, UL 916 Listed, UL 294 Listed	14,750



03 SENSOR HUB

The ceiling-mounted 03 Hub sensor hub replaces multiple room sensors with a one-per-room competitive cost solution when installed together with a 03-DIN room controller. Combining humidity, composite temperature, passive infrared motion, and light sensors in a single device, the sensor hub provides occupant- and location-based control for the modern office or meeting space. Models Equipped with EnOcean radios (868 MHz and 902 MHz) are also available.

MODEL	APPROVALS	MRP (₹)
03-HUB-00	cULus 916 Listed	29,800
03-HUB-02-E8		38,940
03-HUB-00-E9		38,940



ENTELIWEB SOFTWARE

enteliWEB is a web-based application that connects facilities and centralizes building management operation, site engineering, and energy analytics. When used with 03-DIN controllers and modules, enteliWEB also provides services that define and co-ordinate rooms in a building.

MODEL	APPROVALS	MRP (₹)
enteliWEB-200	enteliWEB supports electronic record regulations like FDA Code of Regulations Title 21 Part 11 by enforcing electronic signatures on modifications made on these validated environments. Signatures are recorded in the enteliWEB audit log.	On request
enteliWEB-500		
enteliWEB-1000		
enteliWEB-2500		
enteliWEB-5000		

STREET LIGHTING



The primary element of outdoor lighting is street lighting. Its prime focus is to offer highly efficient and connected street lighting solutions. Providing safer outdoor spaces for citizens, it also contributes to the best possible lighting of the roads for driving. Having completed more than ten smart city outdoor lighting projects, we are pleased to be a part of The National Campaign committed to ensuring that the citizens of our country live in smart, sustainable and future-ready cities.

STREET LIGHT



NEW



NEXO LED

Nexo range of Low & Mid power LED street light comes with single piece IP66 pressure die cast housing and secondary lens delivering 120 lm/W, making it suitable for various applications ranging from a campus light to city lights.

CATEGORY REFERENCE	WATTAGE	CCT	MRP (₹)
NEXO 30L WH PO PC SD	25 W	5700K	2,600
NEXO 36L WH PO PC SD	30 W	5700K	2,700
NEXO 42L WH PO PC SD	35 W	5700K	3,150
NEXO 54L WH PO PC SD	45 W	5700K	4,950
NEXO 72L WH PO PC SD	60 W	5700K	5,850
NEXO 84L WH PO PC SD	70 W	5700K	6,750
NEXO 108L WH PO PC SD	90 W	5700K	7,200
NEXO 120L WH PO PC SD	100 W	5700K	8,250
NEXO 144L WH PO PC SD	120 W	5700K	9,800

EDGE NXT LED

Next Generation LED street light with pressure die-cast housing, high performance polycarbonate optics and IP66 ingress protection. Top opening driver cover for easy maintenance. Efficacy 120 lm/W.



CATEGORY REFERENCE	WATTAGE	CCT	MRP (₹)
ENXT P 24L WH PO PC SD MT	20W	5700K	2,300
ENXT P 30L WH PO PC SD MT	25W	5700K	2,900
ENXT P 36L WH PO PC SD MT	30W	5700K	3,000
ENXT P 42L WH PO PC SD MT	35W	5700K	3,500
ENXT P 43L WH PO PC SD MT	36W	5700K	3,600



EDGE NXT LED

Next Generation LED street light with pressure die-cast housing, high performance polycarbonate optics and IP66 ingress protection. Top opening driver cover for easy maintenance. Efficacy upto 120 lm/W

CATEGORY REFERENCE	WATTAGE	CCT	MRP (₹)
ENXT P 15L WH PO PC SD	15 W	5700K	2,300
ENXT P 20L WH PO PC SD	20 W	5700K	2,400
ENXT P 25L WH PO PC SD	25 W	5700K	3,000
ENXT P 30L WH PO PC SD	30 W	5700K	3,200
ENXT P 35L WH PO PC SD	35 W	5700K	3,700
ENXT P 36L WH PO PC SD	36 W	5700K	3,800



EDGE NXT LED

Next Generation LED street light with pressure die-cast housing, high performance polycarbonate optics and IP66 ingress protection. Top opening driver cover for easy maintenance. Efficacy 120 lm/W.

CATEGORY REFERENCE	WATTAGE	CCT	MRP (₹)
ENXT P 54L WH PO PC SD MT	45 W	5700K	5,500
ENXT P 72L WH PO PC SD MT	60 W	5700K	6,500
ENXT P 84L WH PO PC SD MT	70 W	5700K	7,500
ENXT P 54L WH PO PC SD	45 W	5700K	5,750
ENXT P 72L WH PO PC SD	60 W	5700K	6,750
ENXT P 84L WH PO PC SD	70 W	5700K	7,850



EDGE NXT LED

Next Generation LED street light with pressure die-cast housing along with polycarbonate modular secondary lens optics for City Road application (A2 & B1 road category) with IP66 ingress protection. Top opening driver cover for easy maintenance. Efficacy 120 lm/W

CATEGORY REFERENCE	WATTAGE	CCT	MRP (₹)
ENXT P 54L WH CR PC SD	45 W	5700K	5,900
ENXT P 72L WH CR PC SD	60 W	5700K	6,900
ENXT P 84L WH CR PC SD	70 W	5700K	8,000



BAJAJ ZELA JAKE

LED street light with pressure die-cast housing, toughened glass and secondary lens optics with IP66 ingress protection. Top opening driver cover for easy maintenance. Efficacy upto 120 lm/W

CATEGORY REFERENCE	WATTAGE	CCT	MRP (₹)
ZELA P 54L WH PO TG SD J	45 W	5700K	6,000
ZELA P 72L WH PO TG SD J	60 W	5700K	7,000
ZELA P 86L WH PO TG SD J	72 W	5700K	8,100



BAJAJ ZELA

LED street light with pressure die-cast housing, toughened glass and secondary lens optics with IP66 ingress protection. Top opening driver cover for easy maintenance. Efficacy upto 120 lm/W

CATEGORY REFERENCE	WATTAGE	CCT	MRP (₹)
ZELA P 96L WH PO TG SD	80 W	5700K	8,400
ZELA P 108L WH PO TG SD	90 W	5700K	10,500
ZELA P 120L WH PO TG SD	100 W	5700K	12,000
ZELA P 132L WH PO TG SD	110 W	5700K	13,000
ZELA P 144L WH PO TG SD	120 W	5700K	14,500



EDGE NXT

LED street light with pressure die-cast housing, toughened glass and secondary lens optics for City Road application (A2 & A1 category) with IP66 ingress protection. Top opening driver cover for easy maintenance. Efficacy upto 120 lm/W

CATEGORY REFERENCE	WATTAGE	CCT	MRP (₹)
ENXT P 108L WH CR TG SD	90 W	5700K	11,500
ENXT P 144L WH CR TG SD	120 W	5700K	16,000
ENXT P 162L WH CR TG SD	135 W	5700K	23,100
ENXT P 162L WH HW TG SD	135 W	5700K	23,100
ENXT P 180L WH PO TG SD	150 W	5700K	24,500



EDGE NXT

LED street light with pressure die-cast housing, toughened glass and secondary lens optics for City Road application (A2 & A1 category) and highway application with IP66 ingress protection. Top opening driver cover for easy maintenance. Efficacy upto 120 lm/W

CATEGORY REFERENCE	WATTAGE	CCT	MRP (₹)
ENXT P 180L WH CR TG SD	150 W	5700K	25,200
ENXT P 180L WH HW TG SD	150 W	5700K	25,200
ENXT P 216L WH CR TG SD	180 W	5700K	29,000
ENXT P 216L WH HW TG SD	180 W	5700K	29,000
ENXT P 216L WH PO TG SD	180 W	5700K	27,500



EDGE NXT

LED street light with pressure die-cast housing, toughened glass and secondary lens optics for City Road and Highway application (A1 category) with IP66 ingress protection. Top opening driver cover for easy maintenance. Efficacy upto 120 lm/W

CATEGORY REFERENCE	WATTAGE	CCT	MRP (₹)
ENXT P 252L WH CR TG SD	210 W	5700K	30,000
ENXT P 252L WH HW TG SD	210 W	5700K	30,000
ENXT P 252L WH PO TG SD	210 W	5700K	27,000
ENXT P 300L WH CR TG SD	250 W	5700K	36,500
ENXT P 300L WH HW TG SD	250 W	5700K	36,500

NEW



BAJAJ HEXO J

High performance street light with pressure die-cast housing, superior polycarbonate optics for city roads and Highway application with IP66 ingress protection. Top opening driver cover for easy maintenance, Efficacy upto 135 lm/W

CATEGORY REFERENCE	WATTAGE	CCT	MRP (₹)
HEXO P 202L WH HW PC SD J	150 W	5700K	27,000
HEXO P 243L WH HW PC SD J	180 W	5700K	32,000

STREET LIGHTING INSTALLATIONS



BAJAJ HEXO

High performance street light with pressure die-cast housing with superior polycarbonate optics for city roads and Highway application with IP66 ingress protection. Top opening driver cover for easy maintenance.

Efficacy upto 135 lm/W

CATEGORY REFERENCE	WATTAGE	CCT	MRP (₹)
HEXO P 284L WH HW PC SD	210 W	5700K	36,000
HEXO P 338L WH HW PC SD	250 W	5700K	40,000

NEW



BAJAJ HEXO GRAND

Experience the epitome of state-of-the-art design and unparalleled aesthetics with the Bajaj Hexo Grand hi-wattage LED streetlight. Made for national highways, expressway, and high traffic roads, elevating the visual appeal of your surroundings.

Efficacy upto 145 lm/W

CATEGORY REFERENCE	WATTAGE	CCT	MRP (₹)
HEXO P 435L WH HW PC SD G	300 W	5700K	54,500
HEXO P 508L WH HW PC SD G	350 W	5700K	57,500



BAJAJ DOLPHIN

Decorative street light with pressure die-cast housing and toughened glass and secondary lens optics. IP66 ingress protection. Top opening driver cover for easy maintenance. Efficacy upto 120 lm/W

CATEGORY REFERENCE	WATTAGE	CCT	MRP (₹)
DOLPHIN P 90W WH HW TG SD	90 W	5700K	15,500
DOLPHIN P 120W WH HW TG SD	120 W	5700K	18,000
DOLPHIN P 150W WH HW TG SD	150 W	5700K	22,500

Fort Road, Mumbai

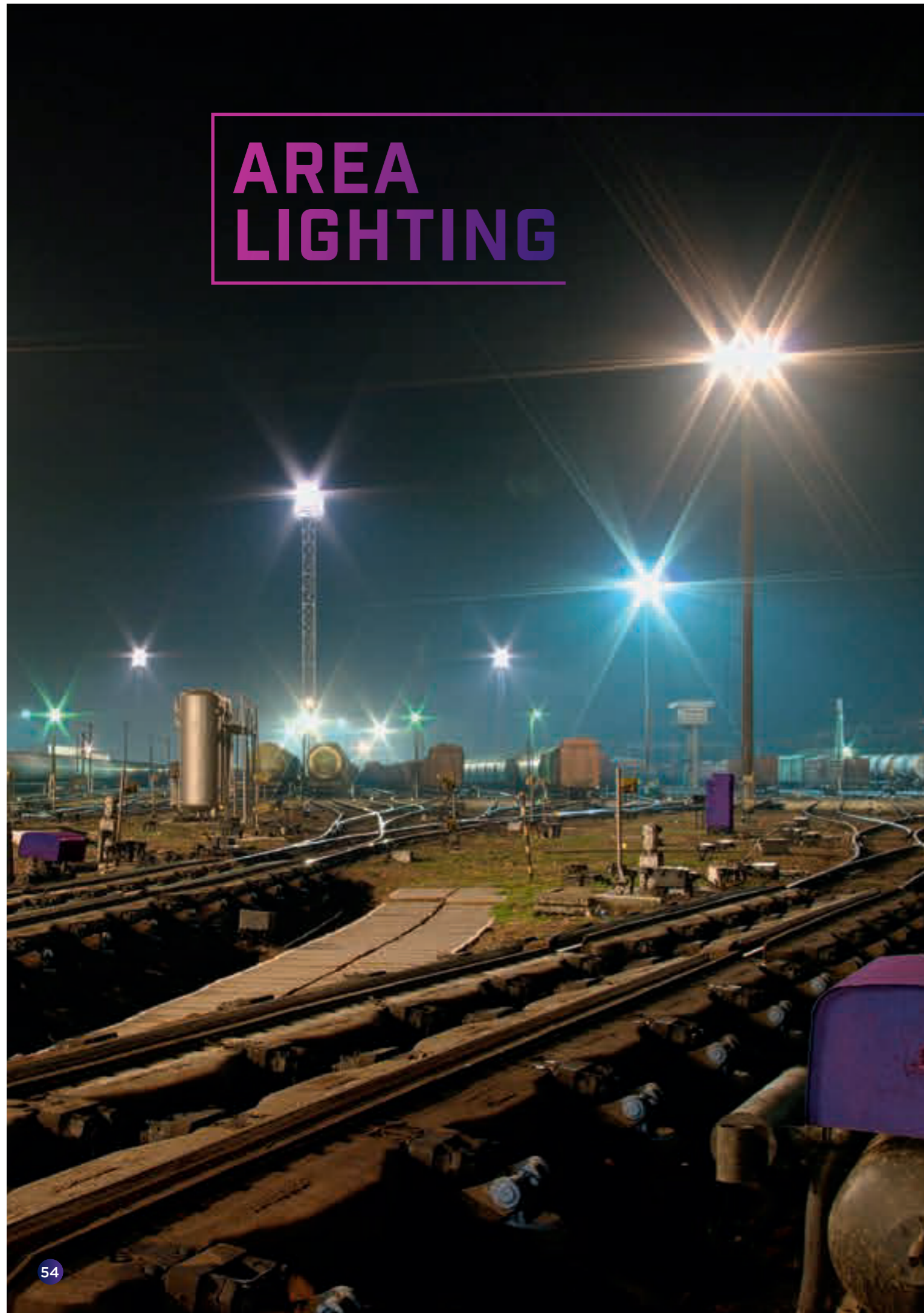
Itanagar Smart City

Naroda, Dehgam Ring Road Junction, Ahmedabad

CSMT, Mumbai

Cuttack Talandanda Canal Road, Odisha

AREA LIGHTING



When it comes to lighting large outdoor places, we provide the ideal lighting levels that enable movement at night and meet the needs of the application area. Town planners usually apply the area lighting concepts to achieve functional, reliable, durable and highly energy-efficient solutions in various areas like junctions, parking lots and public facilities. The use of area lighting extends to other areas such as yards, ports and sports facilities. We assure desired lighting levels and easy to install smart dimmable solutions.

AREA LIGHTING



NEW



GLATT

Glatt a high-performance floodlight with pressure die cast IP66 housing, secondary lens with 120 lm/W efficacy and superior aesthetics suitable for various applications.

CATEGORY REFERENCE	WATTAGE	CCT	MRP (₹)
GLATT MT 36L WH PO PC SD	30 W	5700K	4,000
GLATT MT 60L WH PO PC SD	50 W	5700K	5,500
GLATT MT 96L WH PO PC SD	80 W	5700K	6,800
GLATT MT 120L WH PO PC SD	100 W	5700K	7,450
GLATT MT 144L WH PO PC SD	120 W	5700K	8,250
GLATT MT 180L WH PO PC SD	150 W	5700K	8,950

GLEAM GRAND

Next generation Gleam comes with with pressure die cast IP66 housing, secondary lens with 120 lm/W efficacy. Its modular & unique design perfectly complements the circular lantern carriage design of the mast.

CATEGORY REFERENCE	WATTAGE	CCT	MRP (₹)
GLEAM-G F 180L WH NB-A5 PC SD	150 W	5700K	18,000
GLEAM-G F 240L WH NB-A5 PC SD	200 W	5700K	20,000

GLEAM-G F 300L WH NB-A5 PC SD	250 W	5700K	25,000
GLEAM-G F 360L WH NB-A5 PC SD	300 W	5700K	30,000
GLEAM-G F 420L WH NB-A5 PC SD	350 W	5700K	35,000
GLEAM-G F 480L WH NB-A5 PC SD	400 W	5700K	40,000



AMAZE

A resilient floodlight with toughened glass, aluminum housing, IP66 protection. Experience superior lighting for industrial and commercial settings.

CATEGORY REFERENCE	WATTAGE	CCT	MRP (₹)
BJFL 30W LED I	30 W	5700K	4,500
BJFL 50W LED I	50 W	5700K	6,000



BAJAJ PRAZE

High performance floodlight luminaire with pressure die-cast housing, toughened glass and secondary lens optics with IP66 ingress protection. Efficacy 120 lm/W.

CATEGORY REFERENCE	WATTAGE	CCT	MRP (₹)
PRAZE F 96L WH NB-A5 TG SD	80 W	5700K	9,500
PRAZE F 120L WH NB-A5 TG SD	100 W	5700K	13,500
PRAZE F 144L WH NB-A5 TG SD	120 W	5700K	14,500



BAJAJ PRAZE

High performance floodlight luminaire with pressure die-cast housing, toughened glass and secondary lens optics with IP66 ingress protection. Efficacy 120 lm/W.

CATEGORY REFERENCE	WATTAGE	CCT	MRP (₹)
PRAZE F 180L WH NB-A5 TG SD	150 W	5700K	16,500
PRAZE F 216L WH NB-A5 TG SD	180 W	5700K	22,000
PRAZE F 240L WH NB-A5 TG SD	200 W	5700K	24,000



BAJAJ PRAZE

High performance floodlight luminaire with pressure die-cast housing, toughened glass and econdary lens optics with IP66 ingress protection. Efficacy 120 lm/W.

CATEGORY REFERENCE	WATTAGE	CCT	MRP (₹)
PRAZE F 300L WH NB-A5 TG SD	250 W	5700K	32,000
PRAZE F 360L WH NB-A5 TG SD	300 W	5700K	35,000
PRAZE F 420L WH NB-A5 TG SD	350 W	5700K	42,000
PRAZE F 480L WH NB-A5 TG SD	400 W	5700K	50,000

AREA LIGHTING INSTALLATIONS



AMAZE PLUS

High wattage LED flood light with separate optical and driver compartment and flexible optics. Pressure die-cast housing with IP 66 ingress protection. Efficacy >120 lm/W.

CATEGORY REFERENCE	WATTAGE	CCT	MRP (₹)
AMPL F 600L WH NB-A2 TG SD	500 W	5700K	72,000
AMPL F 600L WH NB-A3 TG SD	500 W	5700K	63,000
AMPL F 600L WH NB-A5 TG SD	500 W	5700K	63,000

NEW



AMAZE PLUS LED

High wattage LED flood light with separate optical, driver compartment and flexible optics. Pressure die-cast housing with IP66 ingress protection. Efficacy >120 lm/W.

CATEGORY REFERENCE	WATTAGE	CCT	MRP (₹)
AMPL F 1.2kL WH NB-A2 TG SD	1000 W	5700K	92,000
AMPL F 1.2kL WH NB-A3 TG SD	1000 W	5700K	90,000
AMPL F 1.2kL WH NB-A5 TG SD	1000 W	5700K	90,000

Also available in non-integral version

DDA, Delhi



Tunnel lighting, Itanagar



Keonjhar Stadium, Odisha



Highmast at Port



NTPC Khargaon Stadium, M.P.

SPORTS LIGHTING



Sports & Stadium Lights that make the action come alive

With the lighting of over 100 sports arenas (indoor and outdoor stadiums), Bajaj Illumination possesses the leading position in the arena of sports lighting. Our high-end LED sports floodlight luminaires are designed, developed and manufactured in India. Having a clear understanding of televised and non-televised sports events makes us the most preferred and experienced brand in this segment. Through our strong design and execution teams, we have created landmark sports facilities across the country.



RAJIV GANDHI INTERNATIONAL CRICKET STADIUM, HYDERABAD



KALINGA HOCKEY STADIUM, BHUBNESWAR



SAURASHTRA CRICKET STADIUM, RAJKOT



BIRSA MUNDA HOCKEY STADIUM, ROURKELA



LANDSCAPE LIGHTING

We provide decorative lighting solutions for lightening up marvellous landscapes. These include Bollards, Post Tops, Light Columns, and Decorative Poles. With this wide range of offerings, we have turned parks, gardens, corporate premises landscapes, and townships across the country into landmarks. Amongst these offerings, our decorative range of luminaires and poles are the highlights.

LANDSCAPE LIGHTING



LED BOLLARDS



FLUTE

LED bollard in cylindrical shape with opal acrylic diffuser and IP66 protection.

CATEGORY REFERENCE	WATTAGE	CCT	MRP (₹)
BGBOL 605 9W LED WW	9 W	3000K	5,000
BGBOL 605 9W LED WH	9 W	5700K	5,000
BGBOL 1000 9W LED WW	9 W	3000K	5,500
BGBOL 1000 9W LED WH	9 W	5700K	5,500



TULIP

LED bollard with opal acrylic diffuser and IP66 protection.

CATEGORY REFERENCE	WATTAGE	CCT	MRP (₹)
BGBOM 605 9W LED WW	9 W	3000K	5,000
BGBOM 605 9W LED WH	9 W	5700K	5,000
BGBOM 1000 9W LED WW	9 W	3000K	5,500
BGBOM 1000 9W LED WH	9 W	5700K	5,500
BGBOM 1000 15W LED WW	15 W	3000K	7,000



TETRIS

LED bollard in rectangular shaped victorian design with opal acrylic diffuser and IP65 protection.

CATEGORY REFERENCE	WATTAGE	CCT	MRP (₹)
BGBOS 605 9W LED WW	9 W	3000K	6,700



MUSHRUMZ

LED bollard in decorative mushroom shape with IP65 protection.

CATEGORY REFERENCE	WATTAGE	CCT	MRP (₹)
BLBMC 9W WW LED	9 W	3000K	6,500



LED POST TOP

ARCHNER

LED post top with decorative circular design compliant to dark sky norms with polycarbonate opal diffuser and IP65 protection.

CATEGORY REFERENCE	WATTAGE	CCT	MRP (₹)
NEW BGCPNP 35W LED NW	35 W	4000K	16,000
BGCPNP 45W LED WW	45 W	3000K	17,000
BGCPNP 45W LED CW	45 W	6500K	17,000
BGCPNP 60W LED WW	60 W	3000K	19,000
BGCPNP 60W LED CW	60 W	6500K	19,000



COSMOS

LED post top made in cast aluminium with decorative opal polycarbonate diffuser and IP65 protection.

CATEGORY REFERENCE	WATTAGE	CCT	MRP (₹)
BGCS 40W LED WH	40 W	5700K	9,500
BGCS 70W LED WH	70 W	5700K	11,500



CELESTA

LED post top made in cast aluminium with decorative opal polycarbonate diffuser with IP65 protection.

CATEGORY REFERENCE	WATTAGE	CCT	MRP (₹)
BGCL 40W LED WH	40 W	5700K	9,500
BGCL 40W LED WW	40 W	3000K	9,500
BGCL 70W LED WH	70 W	5700K	12,000

NEW



ARIAN PLUS

LED post top, made in Spun aluminium powder coated housing with higher efficiency lighting & IP65 protection.

CATEGORY REFERENCE	WATTAGE	CCT	MRP (₹)
BGCTNP 20W LED WH/WW	20 W	5700K	8,500
BGCTNP 40W LED WH/WW	40 W	5700K	9,800
BGCTNP 60W LED WH/WW	60 W	5700K	13,000

Also Available in 3000K CCT

NEW



FLOUNCE

LED post top made in die-cast aluminium housing with decorative clear and opal acrylic diffuser with IP65 protection.

CATEGORY REFERENCE	WATTAGE	CCT	MRP (₹)
BCF FLO 60W LED NW OP PT	60 W	4000K	35,000
BCF FLO 60W LED WH OP PT	60 W	5700K	35,000



ARIAN

LED post top made in die-cast aluminium bottom housing and spun aluminium top reflector with decorative clear acrylic diffuser and IP65 protection. Opal Diffuser available on request.

CATEGORY REFERENCE	WATTAGE	CCT	MRP (₹)
BGCTN 25W LED WW	25 W	3000K	7,000
BGCTN 25W LED WH	25 W	5700K	7,000
BGCTN 45W LED WW	45 W	3000K	9,000
BGCTN 45W LED WH	45 W	5700K	9,000



TENCO

LED post top made in die-cast aluminium with innovative glare free indirect lighting distribution & IP65 protection.

CATEGORY REFERENCE	WATTAGE	CCT	MRP (₹)
BRIL 40W LED WW	40 W	3000K	12,500
BRIL 40W LED WH	40 W	5700K	12,500
BRIL 45W LED NW	45 W	4000K	22,000
BCF IMG 25W LED NW PT ASYM	25 W	4000K	19,000
BCF IMG 40W LED NW PT ASYM	40 W	4000K	22,000



GLOBE

LED post top in spherical shape polycarbonate opal and clear diffuser with IP65/66 protection.

CATEGORY REFERENCE	WATTAGE	CCT	MRP (₹)
BLPTSP 25W NW LED	25 W	4000K	6,000
BLPTSP 25W WW LED	25 W	3000K	6,000
BLPTSP 27W WW LED M (Clear Diffuser)	27 W	3000K	6,000

LANDSCAPE LIGHTS



SPYKZ

LED Spike/ Bush light with die-cast aluminium housing designed for rugged outdoor usage & IP65 protection.

CATEGORY REFERENCE	WATTAGE	CCT	MRP (₹)
BGSBL 9W LED WW	9 W	3000K	6,000



RAZOR

LED Step light in white powder coated cast aluminium body & IP66 protection.

CATEGORY REFERENCE	WATTAGE	CCT	MRP (₹)
BLSGV 9W LED WW PRO	9 W	3000K	4,000
BLSGV 5W LED WW PRO	5 W	3000K	4,000



VERTICO

LED Up light with die-cast aluminium housing designed for rugged outdoor usage & IP65 protection.

CATEGORY REFERENCE	WATTAGE	CCT	MRP (₹)
BLWUP 9W LED WW	9 W	3000K	7,000



LIGHT COLUMNS



STATIC LIGHT COLUMN

LED Light Column with die-cast aluminium pipe housing with cylindrical opal polycarbonate diffuser designed for rugged outdoor usage & IP65 protection.

CATEGORY REFERENCE	WATTAGE	CCT	MRP (₹)
LC 40W 30K LED 3M S	40 W	3000K	29,000
LC 40W 30K LED 4M S	40 W	3000K	29,000



DYNAMIC LIGHT COLUMN

LED Light Column with die-cast aluminium pipe housing with cylindrical opal polycarbonate diffuser designed for rugged outdoor usage & IP65 protection with a remote control to enable RGB Tunable output.

CATEGORY REFERENCE	WATTAGE	CCT	MRP (₹)
BLSLC 50W LED RGB 3M	50 W	RGB	54,000
BLSLC 50W LED RGB 4M	50 W	RGB	60,000



TRI COLOUR LIGHT COLUMN

LED Light Column with die-cast aluminium pipe housing with cylindrical opal polycarbonate diffuser designed for rugged outdoor usage & IP65 protection with Tricolor and tratic white output switch.

CATEGORY REFERENCE	WATTAGE	CCT	MRP (₹)
BLSLC 50W LED TRI 3M	50 W	TRI COLOUR	56,000
BLSLC 50W LED TRI 4M	50 W	TRI COLOUR	63,000

LANDSCAPE LIGHTING INSTALLATIONS



Bhogany,
Mainpuri, UP

Gotila Garden,
Sindhu Bhavan,
Ahmedabad



Zero Mile, Nagpur
Metro Station

Mohandas Tank,
West Bengal

SOLAR LIGHTING



Bajaj illumination plays a vital role in providing sustainable and eco-friendly solar lighting luminaires for streetlight applications. Under the brand, Sunsoko, we provide streetlight solutions from 12W to 60W with very high efficiency of 195 lm/W. The key features of these luminaires are that they are maintenance-free and easy to install.

SOLAR SOLUTION



SUNSOKO SOLAR STREET LIGHT



ALL-IN-ONE

Smart Integrated Solar Street Light with built in Mono Crystalline Panel, Lithium Ferro Phosphate (LiFePO₄) Battery, MPPT Charge Controller and PIR Sensor with Colour Temperature 6000-6500K. 2 days autonomy with dimming profile.

CATEGORY REFERENCE	WATTAGE	CCT	MRP (₹)
BSZSL 12W All-in-One Standard	12 W	6000K	30,000
BSZSL 15W All-in-One Standard	15 W	6000K	35,000
BSZSL 18W All-in-One Standard	18 W	6000K	40,000
BSZSL 20W All-in-One Standard	20 W	6000K	46,000
BSZSL 25W All-in-One Standard	25 W	6000K	60,000
BSZSL 30W All-in-One With Hybrid	30 W	6000K	70,000
BSZSL 30W All-in-One Standard	30 W	6000K	65,000
BSZSL 40W All-in-One With Hybrid	40 W	6000K	75,000
BSZSL 40W All-in-One Standard	40 W	6000K	70,000
BSZSL 50W All-in-One With Hybrid	50 W	6000K	85,000
BSZSL 50W All-in-One Standard	50 W	6000K	80,000
BSZSL 60W All-in-One With Hybrid	60 W	6000K	1,05,000
BSZSL 60W All-in-One Standard	60 W	6000K	1,00,000
BSZSL 80W All-in-One With Hybrid	80 W	6000K	1,25,000
BSZSL 80W All-in-One Standard	80 W	6000K	1,20,000
BSZSL 100W All-in-One Standard	100 W	6000K	1,60,000
BSZSL 120W All-in-One Standard	120 W	6000K	1,80,000

Note: Prices are exclusive of Poles, it should be ordered separately.

NEW



ALL-IN-ONE PREMIUM STREET LIGHT 150 lm/W

AIO Street Light with built in Mono Crystalline Panel, Lithium Ferro Phosphate (LiFePO₄) Battery, MPPT Charge Controller and PIR Sensor.

CATEGORY REFERENCE	WATTAGE	CCT	MRP (₹)
SUNSOKO AIO BSZSL 18L	12 W	6000K	35,000
SUNSOKO AIO BSZSL 22L	15 W	6000K	38,000
SUNSOKO AIO BSZSL 27L	18 W	6000K	45,000
SUNSOKO AIO BSZSL 30L	20 W	6000K	52,000
SUNSOKO AIO BSZSL 27L	25 W	6000K	68,000
SUNSOKO AIO BSZSL 45L	30 W	6000K	77,000
SUNSOKO AIO BSZSL 45L - HYB	30 W	6000K	80,000
SUNSOKO AIO BSZSL 60L	40 W	6000K	80,000
SUNSOKO AIO BSZSL 60L - HYB	40 W	6000K	88,000
SUNSOKO AIO BSZSL 75L	50 W	6000K	95,000
SUNSOKO AIO BSZSL 75L - HYB	50 W	6000K	99,000
SUNSOKO AIO BSZSL 90L	60 W	6000K	1,10,000
SUNSOKO AIO BSZSL 90L - HYB	60 W	6000K	1,20,000

NEW



SUPREMO ALL-IN-ONE

High Efficiency Premium Solar Integrated Street Light with built in Mono Crystalline Panel, Lithium Ferro Phosphate (LiFePO₄) Battery, MPPT Charge Controller and PIR Sensor.

CATEGORY REFERENCE	WATTAGE	CCT	MRP (₹)
Supremo 12W All-in-One Standard	12 W	6000K	55,000
Supremo 18W All-in-One Standard	18 W	6000K	65,000
Supremo 25W All-in-One Standard	25 W	6000K	75,000
Supremo 30W All-in-One Standard	30 W	6000K	85,000
Supremo 40W All-in-One Standard	40 W	6000K	95,000
Supremo 50W All-in-One Standard	50 W	6000K	On request
Supremo 60W All-in-One Standard	60 W	6000K	On request

Note: Prices are exclusive of Poles, it should be ordered separately.



ALL-IN-ONE MINI MAST

High Efficiency Premium Solar Integrated street light semi mast with built in Mono Crystalline Panel, Lithium Ferro Phosphate (LiFePO₄) Battery, MPPT Charge Controller and PIR Sensor.

CATEGORY REFERENCE	WATTAGE	CCT	MRP (₹)
30W x 4 All-in-One Integrated System with 7 M Octagonal Pole	120 W	6000K	3,00,000
40W x 4 All-in-One Integrated System with 9 M Semi-Highmast	160 W	6000K	4,50,000
50W x 4 All-in-One Integrated System with 9 M Semi-Highmast	200 W	6000K	5,80,000
60W x 4 All-in-One Integrated System with 9 M Semi-Highmast	240 W	6000K	7,00,000

Note: Prices are exclusive of Poles, it should be ordered separately.

solpole

Solar Light Pole



Full night operation



Aesthetic design



Green product



Pure polyester powder coated pressure die-cast rust free aluminum housing



4 sides mono-crystalline solar panels



Design to avoid dust and bird droppings accumulation

High-Tech LiFePO4

Lithium Battery

LED Chips

High Power & Ultra Bright

MPPT Solar

Charge Controller


Ease of Maintenance

Panel, Battery, Charge Controller

Reducing Accident Risks

(Against Electrical Poles)


BSSL 45M 20W ROUND



solpole^R

Solar Column Round Light Pole

Elevate your surroundings with the Column Round Light attachment for SolPole. Effortlessly adding a touch of elegance, this attachment seamlessly integrates with the solar column, providing a soft and inviting glow.



BSSL 45M 20W SL



solpoles

Solar Column Street Light Pole

Illuminate streets and pathways with the Column Street Light attachment for SolPole. Designed for optimal visibility and safety, this attachment combines solar efficiency with urban functionality.



BSSCL 45M 20W VL

solpole V

Solar Column Vertical Light Pole

Embrace vertical aesthetics with the Column Vertical Light attachment for SolPole. This attachment not only delivers radiant illumination but also serves as a striking architectural element in any outdoor setting.



BSSCL 45M 20W DBL

solpole B

Solar Column Decorative Bracket Light Pole

Crown your outdoor spaces with the Column Post Top Light attachment for SolPole. This attachment sits atop the solar column, casting a warm and encompassing glow that transforms landscapes into captivating scenes.



BSSCL 45M 20W SA/DA

solpole D

Solar Column Double Arm Light Pole

Double up on brilliance with the Column Double Arm Light attachment for SolPole. Perfect for wider areas, this attachment features two luminaires for enhanced coverage, all powered by solar energy.



BSSCL 45M 20W DPL

solpole P

Solar Column Decorative Post Top Light Pole

Crown your outdoor spaces with the Column Post Top Light attachment for SolPole. This attachment sits atop the solar column, casting a warm and encompassing glow that transforms landscapes into captivating scenes.



ARCHITECTURAL LIGHTING



Architectural lighting (façade lighting) enhances the beauty of a monument's architecture with its seamless yet dynamic lighting solutions. In this category, creating the perfect lighting design and simulation is the key to perfect illumination. The smart city managers aim to create nocturnal illuminations for key monuments and important buildings in the city. Because for them, it's another way of attracting tourists to the cities.

ARCHITECTURAL



BUGA ROUND PROJECTORS

Pressure die-cast aluminium housing with multiple beam, CCT & AC/DC options. IP66 ingress protection.


CATEGORY REFERENCE	WATTAGE	CCT	MRP (₹)
BA RP IN1 6W	6 W	3000K/4000K/5700K/6500K	On request
BA RP IN1 6W	6 W	RGB/RGBW	On request
BA RP IN1 10W	10 W	3000K/4000K/5700K/6500K	On request
BA RP IN1 10W	10 W	RGB/RGBW	On request
BA RP IN1 14W	14 W	3000K/4000K/5700K/6500K	On request
BA RP IN1 15W	15 W	RGB/RGBW	On request
BA RP IN1 24W	24 W	3000K/4000K/5700K/6500K	On request
BA RP IN1 28W	28 W	RGB/RGBW	On request
BA RP IN1 45W	45 W	3000K/4000K/5700K/6500K	On request
BA RP IN1 48W	48 W	RGB/RGBW	On request



MERC SQUARE PROJECTORS

Pressure Disc cast aluminium housing with multiple beam, CCT & AC/DC Options. IP66 ingress protection.

CATEGORY REFERENCE	WATTAGE	CCT	MRP (₹)
BA SP IN1 10W	10 W	3000K/4000K/5700K/6500K	On request
BA SP IN1 10W	10 W	RGB/RGBW	On request
BA SP IN1 20W	20 W	3000K/4000K/5700K/6500K	On request
BA SP IN1 20W	20 W	RGB/RGBW	On request
BA SP IN1 36W	36 W	3000K/4000K/5700K/6500K	On request
BA SP IN1 36W	36 W	RGB/RGBW	On request
BA SP IN1 50W	50 W	3000K/4000K/5700K/6500K	On request
BA SP IN1 50W	50 W	RGB/RGBW	On request



PHANT FLOOD LIGHTS

Pressure Disc cast aluminium housing with multiple beam, CCT & AC/DC Options. IP66 ingress protection.

CATEGORY REFERENCE	WATTAGE	CCT	MRP (₹)
BA FL IN1 75W	75 W	3000K/4000K/5700K/6500K	On request
BA FL IN1 75W	75 W	RGB/RGBW	On request
BA FL IN1 100W	100 W	3000K/4000K/5700K/6500K	On request
BA FL IN1 100W	100 W	RGB/RGBW	On request
BA FL IN1 135W	135 W	3000K/4000K/5700K/6500K	On request
BA FL IN1 135W	135 W	RGB/RGBW	On request
BA FL IN1 150W	150 W	3000K/4000K/5700K/6500K	On request
BA FL IN1 150W	150 W	RGB/RGBW	On request
BA FL IN1 175W	175 W	3000K/4000K/5700K/6500K	On request
BA FL IN1 175W	175 W	RGB/RGBW	On request
BA FL S IN1 200W	200 W	3000K/4000K/5700K/6500K	On request
BA FL S IN1 200W	200 W	RGB/RGBW	On request
BA FL S IN1 240W	240 W	3000K/4000K/5700K/6500K	On request
BA FL S IN1 300W	300 W	RGB/RGBW	On request
BA FL D IN1 500W	500 W	3000K/4000K/5700K/6500K	On request
BA FL D IN1 600W	600 W	RGB/RGBW	On request



LIMO WALL WASHERS
Extruded aluminium excellent heat dissipating housing with multiple beam, CCT & AC/DC options. IP66 ingress protection.

CATEGORY REFERENCE	WATTAGE	CCT	MRP (₹)
BA WW IN1 12W	12 W	3000K/4000K/5700K/6500K	On request
BA WW IN1 12W	12 W	RGB/RGBW	On request
BA WW IN1 18W	18 W	3000K/4000K/5700K/6500K	On request
BA WW IN1 18W	18 W	RGB/RGBW	On request
BA WW IN1 24W	24 W	3000K/4000K/5700K/6500K	On request
BA WW IN1 24W	24 W	RGB/RGBW	On request
BA WW IN1 36W	36 W	3000K/4000K/5700K/6500K	On request
BA WW IN1 36W	36 W	RGB/RGBW	On request
BA WW IN1 50W	50 W	3000K/4000K/5700K/6500K	On request
BA WW IN1 50W	50 W	RGB/RGBW	On request
BA WW IN1 60W	60 W	3000K/4000K/5700K/6500K	On request
BA WW IN1 60W	60 W	RGB/RGBW	On request
BA WW IN1 80W	80 W	3000K/4000K/5700K/6500K	On request
BA WW IN1 80W	80 W	RGB/RGBW	On request



STAMO OUTLINE TUBES
Extruded Aluminium/Plastic Housing with different diffuser option & length options. IP65 ingress protection.

CATEGORY REFERENCE	WATTAGE	CCT	MRP (₹)
BA OT F 3W	3 W	RGB	On request
BA OT F 6W	6 W	RGB	On request
BA OT F 11W	11 W	RGB	On request
BA OT C 3W	3 W	RGB	On request
BA OT C 6W	6 W	RGB	On request
BA OT C 11W	11 W	RGB	On request




COOP BURIED LIGHTS
Pressure Disc cast aluminium housing with multiple beams, CCT & AC/DC options, IP67 ingress protection.

CATEGORY REFERENCE	WATTAGE	CCT	MRP (₹)
BA WO 3W	3 W	3000K/4000K/5700K/6500K	On request
BA WO 6W	6 W	3000K/4000K/5700K/6500K	On request
BA WO 12W	12 W	3000K/4000K/5700K/6500K	On request
BA WO 14W	14 W	3000K/4000K/5700K/6500K	On request
BA WO 20W	20 W	3000K/4000K/5700K/6500K	On request
BA WO 30W	30 W	3000K/4000K/5700K/6500K	On request



SUZU POINT LAMPS
Anti UV, ABS / Aluminium Housing with transparent & opal diffuser point lamps. With IP66 ingress protection.

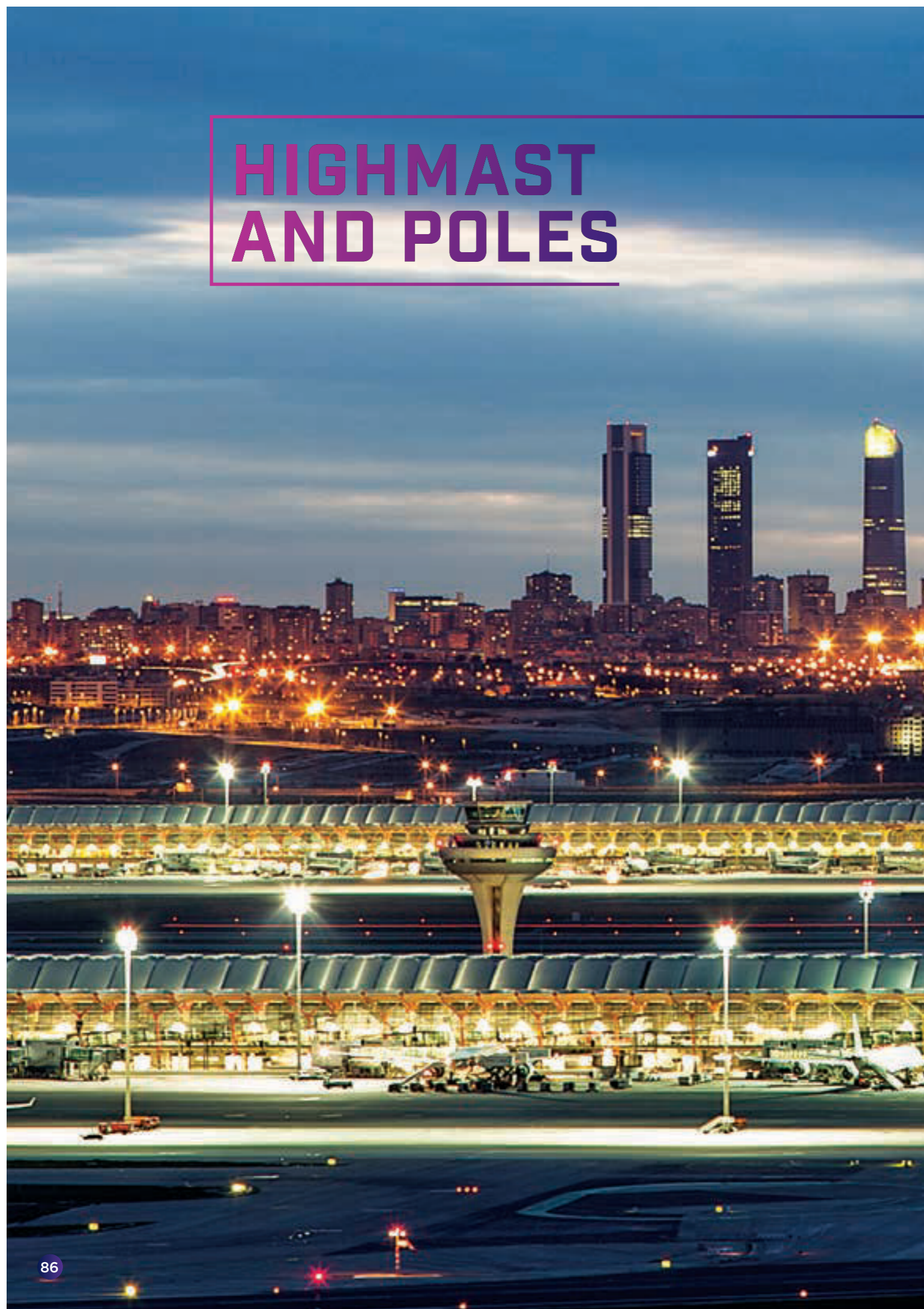
CATEGORY REFERENCE	WATTAGE	CCT	MRP (₹)
BA PL 1.5W	1.5 W	RGB	On request
BA PL 1.6W	1.6 W	3000K/4000K/5700K/6500K	On request
BA PL 2.9W	2.9 W	RGB	On request
BA PL 3.2W	3.2 W	3000K/4000K/5700K/6500K	On request
BA PL 4.3W	4.3 W	RGB	On request
BA PL 4.7W	4.7 W	3000K/4000K/5700K/6500K	On request
BA PL 15W	15 W	RGBW	On request
BA PL 20W	20 W	RGBW	On request



BENT STRIP LIGHTS
High Quality Neon Flexible strip lights with transparent & diffused option and different colour finish. IP67 ingress protection.

CATEGORY REFERENCE	WATTAGE	CCT	MRP (₹)
BA FLX 10W	10 W	RGB/RGBW	On request
BA FLX 15W	15 W	RGB/RGBW	On request
BA FLX 20W	20 W	RGB/RGBW	On request

HIGHMAST AND POLES



“OUR STATE-OF-THE-ART MANUFACTURING FACILITIES”

Bajaj High Mast, Poles, Mid Hinged Poles and Monopoles are 100% indigenous solutions catering to varied applications for the better development of new infrastructural projects. Designed in our futuristic manufacturing facilities, they are a testament to our commitment to developing products of the highest standard. Each product is carefully crafted to set a new benchmark in the industry and deliver a high level of performance. In addition, the plant where they are manufactured is also certified with ISO 14001, ISO 9001 and ISO 45001 to meet stringent quality standards.



Highmast & Poles manufacturing facility, Ranjangaon (near Pune in Maharashtra)

OUR MANUFACTURING PROCESS

Plasma cutting



CNC bending

Saw welding



Welding

Welding



Galvanizing

OUR TESTING FACILITIES

Test as per BS EN 40 - 3-2



Spectrometer is used to analyze chemistry of Steel & Zinc



Universal testing machine is used to test the tensile strength and compressive strength of materials



ONLY BRAND WITH ALL IN-HOUSE EXPERTISE

- Illumination, civil, structural, electrical & system design
- Project engineering, project management
- Product development
- Dedicated project execution team
- Special lighting / applications
- Mast & poles for all applications
- Manufacturer of signage masts
- Installation, commissioning & after sales service

Standards which we follow

SR. NO.	METHODS	STANDARDS
1.	Wind Speed	IS 875 PART III 2015
2.	Methodology For High Mast	Professional Lighting Guide [PLG-07] 2013
3.	High Mast Natural Frequency Calculation	Edition
4.	General Construction Methodology for Pole	SANS 10225
5.	Galvanization standard	BSEN 40-3-1&3
6.	Material standard	BSEN ISO 1461
7.	General Construction Methodology for High Mast	BSEN 10025/IS 2062
8.	Hardware	PGL - 07
9.	Monopole/ Antenna Tower Design	IS 1367/1363
10.	Traffic Poles	TIA-222
11.	Flag Mast	AASHTO_LRFDLTS
12.	Foundation Design	FP 1001-07 IS 456-2000

Engineering design softwares


SR. NO.	SOFTWARE	APPLICATIONS
1.	TEKLA Structures	3D Structural Design detailing software
2.	PTC Creo Parametric	3D Mechanical Design Software
3.	AutoCAD	2D Drawings
4.	STAAD PRO	Structural Analysis & Design Software
5.	In-house software which is in use for over 25 years and the calculations are vetted by major clients, consultants and institutes like EIL, IOCL, BPCL, PWD, IIT	Structural Analysis & Design Software
6.	AGI 32	Lighting Design Software

ENGINEERING SOFTWARES

Used to achieve error free designs



Auto Cad



Creo Parametric 6.0



TEKLA Structures

HIGHMAST-RAISING & LOWERING MECHANISM

- Bajaj High Mast lighting system is provided with the necessary raising & lowering mechanism. It also has energy-efficient, single-speed motors connected to the mechanical winch system.
- A suitable door opening is provided at the base to access equipment like winch, motor, cable, plug & socket. The door mechanism is complete with a close-fitted, vandal-resistant, weather-proof material provided with a heavy-duty Allen bolt.



TYPES OF MAST



STANDARD MAST DIMENSIONS

Mast Ref.	Height (m)	Bottom A/F (mm)	Top A/F (mm)	Plate thickness (mm)	PCD (mm)	Foundation Bolt*	Luminary Capacity**				
							55m/s	50m/s	47m/s	44m/s	39m/s
BMRLMW12	12	310	100	3	385	M24/750X4	6	6	6	6	6
BMRLMW12.5L	12.5	360	100	3 / 3.	445	M24/750X4	8	9	9	9	9
BMRLMW12.5M	12.5	360	150	3 / 3.	445	M24/750X4	8	9	9	9	9
BMRLMW16L	16	360	150	3 / 3.	445	M24/750X6	NA	8	8	8	8
BMRLMW16M	16	410	150	3 / 3.	490	M30/850x8	6	9	12	18	18
BMRLMW16M1	16	410	150	4 / 3.	490	M30/850x8	16	18	18	18	18
BMRLMW16S1	16	460	150	4 / 3.	590	M30/850x8	18	18	24	24	24
BMRLMW20L	20	360	150	3 / 3.	445	M24/850x6	NA	NA	NA	6	9
BMRLMW20M	20	410	150	3 / 3.	490	M30/850x8	NA	8	9	12	18
BMRLMW20M1	20	410	150	4 / 3.	490	M30/850x8	8	12	16	18	18
BMRLMW20S	20	460	150	3 / 3.	590	M30/850x8	6	9	12	16	24
BMRLMW20S1	20	460	150	4 / 3.	590	M30/850x8	12	16	18	18	24
BMRLMW25L	25	460	150	4 / 4 / 3.	590	M30/850x12	6	9	12	16	18
BMRLMW25L1	25	460	150	5 / 4 / 3.	590	M30/850x12	8	12	12	18	18
BMRLMW25S	25	540	150	5 / 4 / 3.	650	M30/850x12	18	24	24	24	24
BMRLMW30L	30	460	150	5 / 4 / 3.	590	M30/850x12	NA	6	6	9	12
BMRLMW30M	30	540	150	5 / 4 / 3.	650	M30/850x12	8	12	12	18	24
BMRLMW30M1	30	540	150	5 / 4 / 4.	650	M30/850x12	8	12	16	18	24
BMRLMW30M2	30	610	150	5 / 4 / 3.	740	M30/850x12	12	18	18	18	24
BMRLMW30M3	30	610	150	5 / 4 / 4.	740	M30/850x12	12	18	18	24	24
BMRLMW30S	30	610	150	6 / 4 / 3.	740	M30/850x12	16	18	18	24	24
BMRLMW30S1	30	610	150	6 / 4 / 4.	740	M30/850x12	12	18	24	24	24

OCTAGONAL POLE & CONICAL POLE

Advantages

- Ease of installation
- Excellent aesthetics
- Higher strength
- Galvanized from outside as well as inside
- Flush door with hidden service connections
- Provision for fixing bakelite sheet is provided
- Vandal resistant
- No recurring painting costs
- Ease of relocation
- No J.B. & GI cable protection pipes are required

Types of poles

STANDARD OCTAGONAL POLES (TECHNICAL DATA SHEET)

Pole Type	Height (m)	Top Dia. (A/F) (mm)	Bottom Dia. (A/F) (mm)	Sheet Thickness (mm)	Base Plate Dimensions (LxBxT) mm	Bolt Size (No. x Dia) (mm)	Foundation Bolt		
							Pitch Circle Dia (PCD) (mm)	Bolt Length (mm)	Projected Bolt Length (mm)
BOP-3030	3	70	130	3	200x200x12	4x16 Dia	200	450	80
BOP-4030	4	70	130	3	200x200x12	4x16 Dia	200	450	80
BOP-5030	5	70	130	3	200x200x12	4x16 Dia	200	450	80
BOP-6030	6	70	130	3	200x200x12	4x20 Dia	200	600	100
BOP-7030	7	70	130	3	200x200x12	4x20 Dia	200	600	100
BOP-8030	8	70	130	3	200x200x16	4x20 Dia	200	600	100
BOP-9030	9	70	155	3	250x250x16	4x24 Dia	250	750	125
BOP-9031	9	70	130	3	200x200x16	4x20 Dia	200	600	100
BOP-1030	10	70	175	3	275x275x16	4x24 Dia	275	750	125
BOP-1031	10	70	155	3	250x250x16	4x24 Dia	250	750	125
BOP-1130	11	90	210	3	300x300x16	4x24 Dia	300	750	125
BOP-1230	12	90	240	3	320x320x16	4x24 Dia	320	750	125
BOP-1231	12	90	210	3	300x300x16	4x24 Dia	300	750	125


STANDARD CONICAL POLES (TECHNICAL DATA SHEET)

Pole Type	Height (m)	Top Dia. (mm)	Bottom Dia. (mm)	Sheet Thickness (mm)	Base Plate Dimensions (LxBxT) mm	Bolt Size (No. x Dia) (mm)	Foundation Bolt		
							Pitch Circle Dia (PCD) (mm)	Bolt Length (mm)	Projected Bolt Length (mm)
BOP-3030	3	75	107	3	200x200x12	4x16 Dia	200	450	80
BOP-4030	4	75	118	3	200x200x12	4x16 Dia	200	600	80
BOP-5030	5	75	129	3	200x200x12	4x16 Dia	200	600	80
BOP-6030	6	75	140	3	200x200x16	4x20 Dia	210	600	100
BOP-7030	7	75	151	3	250x250x16	4x20 Dia	235	700	100
BOP-8030	8	75	162	3	250x250x16	4x20 Dia	235	750	100
BOP-9030	9	75	173	3	275x275x16	4x24 Dia	270	750	125
BOP-1030	10	75	184	3	275x275x16	4x24 Dia	270	750	125
BOP-1130	11	85	206	3	300x300x16	4x24 Dia	300	750	125
BOP-1131	11	75	195	3	300x300x16	4x24 Dia	300	750	125
BOP-1230	12	96	228	3	320x320x16	4x24 Dia	320	850	125
BOP-1231	12	75	206	3	300x300x16	4x24 Dia	320	750	125

TYPES OF POLES

BAJAJ GRP poles are available for various applications and come in various shapes and lengths.

- Cylindrical
- Conical
- Embedded Flange mounted



Cylindrical
3-6 mtrs.

Conical
3-12 mtrs.

Colours

BAJAJ GRP poles are available in a wide range of aesthetically pleasing colour options.

- The material is pre-pigmented & therefore scratch-resistant
- GRP poles are available in white / black / red / orange / green / yellow / blue colours*
- Grey is the standard colour
- The surface finish is UV protected

HIGHMAST & POLES INSTALLATIONS



Punjab Mandi

IKEA, Navi Mumbai

Kashi Corridor

Trishul mast, Prayagraj

Reliance, Jamnagar

TERMS AND CONDITIONS

- MRP indicated Maximum Retail Price, Product cannot be sold above MRP. Taxes and local levies as applicable are inclusive.
- The Company reserves the right to make changes in the MRP. The purchasers are advised to reconfirm the relevant information with the Company.
- Prices are in Indian Rupees (INR).
- The Company reserves the right to make changes in the design and specifications of the products and /or withdraw/replace the products and/or revise/modify/withdraw this reckoner, without any prior notice. The purchasers are advised to reconfirm the relevant information with the Company.
- The images of the products and installations are indicative and for representational purpose only and the actual product and installation may vary.
- This reckoner supersedes all earlier price lists/price reckoners for Illumination BU products of the Company.
- In case of any conflict or dispute arising out of or in connection with the reckoner, the Company's decision will be final and binding.
- Any dispute arising out of or in connection with the reckoner, or orders placed relying thereon shall be subject to the exclusive jurisdiction of the Courts of Mumbai, irrespective of whether Courts/Tribunals in other areas have concurrent or similar jurisdiction.

